



WESTERN CAROLINA



WCU ATHLETICS MEDIA RELATIONS // RAMSEY CENTER – 92 CATAMOUNT RD. // @CATAMOUNTS // CATAMOUNTSPORTS.COM

• CATAMOUNTS • CATAMOUNTS • CATAMOUNTS • CATAMOUNTS • CATAMOUNTS • CATAMOUNTS •

2017 SEASON

<< WESTERN CAROLINA CATAMOUNTS FOOTBALL GAME NOTES >>

• WCU QUICK FACTS •

Location:..... Cullowhee, N.C. 28723
Pronounced "KULL - uh - whee"
Founded:..... 1889
Enrollment:..... 11,043
Nickname:..... Catamounts
Colors:..... Purple & Gold
Stadium:..... E.J. Whitmire Stadium (13,742)
Field:..... Bob Waters Field (Desso Challenge Pro 2)
Affiliation:..... NCAA Div. I - Championship Subdivision (FCS)
Conference:..... Southern
Chancellor:..... Dr. David O. Belcher (Furman, '79)
Athletic Director:..... Randy Eaton (UT-San Antonio, '90)

FOOTBALL HISTORY:

First Year of Football:..... 1931
Seasons of Football:..... 84th
All-Time Record:..... 328-481-23 (.409)
NCAA Postseason Appearances (Div. I):..... 2 (1)
Postseason Record (Div. I):..... 3-2 (3-1)
Best Finish:..... 1983 National Finalist (lost 43-7 to So. Illinois)
Last Appearance:..... 1983

WCU FOOTBALL COACHING STAFF:

Head Coach:..... Mark Speir (Clemson, '90)
• Head Coaching Record at WCU: ... 19-39, 12-26 SoCon (6th yr)
• Overall Record:..... Same
Football Office Phone:..... (828) 227-7395

ASSISTANT COACHES / STAFF

Brad Glenn (Clemson, 1995)..... Offensive Coordinator / QBs
John Wiley (East Texas State, 1984)..... Defensive Coord. / ILBs
Mark Rhea (Toledo, 1991)..... AHC / Recruiting Coord. / DL
John Holt (Appalachian, 2008)..... Run Game Coord. / OL
Blake Gideon (Texas, 2012)..... Defensive Pass Coord. / DBs
Pat Mills (Appalachian, 2010)..... Special Teams Coord. / TES
Tyler Carlton (Tulsa, 2009)..... Wide Receivers
Reuben Wright (Catawba, 1994)..... Running Backs
Zac Etheridge (Auburn, 2009)..... Outside Linebackers
Brian Volz (Western Carolina, 2013)..... Defensive Assistant
Michael Painter (Bowling Green, 2006)..... Dir. of Football Ops
Tommy Chandler (Auburn, 2009)..... Director of Scouting
Evan Barr (Tennessee, 2008)..... Director of Athletic Performance
Steven Honbarger (App State, 2001)..... Director of Sports Med.
Mike Taylor..... Athletics Equipment Manager
Sandy Neuenschwander..... Football Administrative Assistant

WESTERN CAROLINA MEDIA RELATIONS INFORMATION:

Asst. AD/Media Relations (FB Contact):..... Daniel Hooker
• E-mail Address:..... dhooker@email.wcu.edu
• Office / Cell:..... (828) 227-2339 / (828) 508-2494
Director of Media Relations (Secondary FB):..... Sean Forrester
• E-mail Address:..... stforrester@email.wcu.edu
Director of Media Relations:..... Denise Gideon
• E-mail Address:..... dgideon@email.wcu.edu
Director of Video Operations / ESPN3..... Will Adams
• E-mail Address:..... rwadams@email.wcu.edu
Football Press Box Phone:..... (828) 227-2116
Website:..... www.CatamountSports.com
Athletics Mailing & Overnight Address:..... Western Carolina Univ.
92 Catamount Road
Ramsey Center - Athletics
Cullowhee, N.C. 28723



GAME #2: WESTERN CAROLINA (0-1) vs. DAVIDSON (1-0)
Sat., Sept. 9, 2017 • 6:00 pm ET • Cullowhee, N.C. • E.J. Whitmire Stadium / Bob Waters Field (13472)

GAME COVERAGE:

TV BROADCAST:

ESPN 3
TALENT: Daniel Hooker (xp), Kyle Rush (color) & Katie Miller (side)
RADIO: Catamount Sports Network
TALENT: Gary Ayers, Greg McLamb, Jeff Bryson, Dan Gibson
ONLINE STREAM: CatamountSports.com
TWITTER: @Catamounts
SERIES: WCU leads, 2-0 - (W-2)
In Cullowhee:..... WCU leads, 1-0; Lst Mtg: WCU, 45-13 (1984)
In Davidson:..... WCU leads, 1-0; Lst Mtg: WCU, 13-0 (1985)



DAVIDSON

Head Coach: Paul Nichols
Record at DAV: 6-40, 5th yr
Career Record: same



WESTERN CAROLINA

Head Coach: Mark Speir
Record at WCU: 19-39, 6th yr
Career Record: same

2017 CATAMOUNT FOOTBALL SCHEDULE / RESULTS

DATE	OPPONENT	SITE	TIME/RESULT	TV	NOTES
Sept. 2	at Hawai'i	Honolulu, Haw.	L, 41-18	Spectrum	T. Adams accounted for 377 yds of total offense in loss
SEPT. 9	DAVIDSON	CULLOWHEE	6:00 PM	ESPN3	WCU leads series, 2-0; first meeting since 1985
Sept. 16	at Gardner-Webb	Boiling Springs, N.C.	6:00 pm	WMYA/BSN	WCU won 44-14 at home in 2016; leads series, 4-3
SEPT. 23	SAMFORD *	CULLOWHEE	3:30 pm	ESPN3	WCU claimed first series meeting in Cullowhee in 2015
Sept. 30	at Chattanooga *	Chattanooga, Tenn.	6:00 pm	ESPN3	Catamounts look to halt 8-game slide in series
Oct. 7	at Wofford *	Spartanburg, S.C.	1:30 pm	ESPN3	WCU won most recent meeting at Wofford in 2015, 24-17
Oct. 14	ETSU *	CULLOWHEE	3:30 pm	ESPN3	First series meeting in Cullowhee since 2002
Oct. 21	at VMI *	Lexington, Va.	1:30 pm	ESPN3	Catamounts have won 14-straight in all-time series
Oct. 28	FURMAN *	CULLOWHEE	3:30 pm	ESPN3	"Battle for Purple Supremacy" on WCU's Homecoming Day
Nov. 4	at The Citadel *	Charleston, S.C.	2:00 pm	ESPN3	WCU looks to halt a two-game slide against the Cadets
Nov. 11	MERCER *	CULLOWHEE	2:00 pm	ESPN3	WCU has won 2-of-3 series meetings, 1-0 at home
Nov. 18	at North Carolina	Chapel Hill, N.C.	TBA	TBA	First-ever meeting with flagship school of UNC system

* denotes Southern Conference game // All times listed are Eastern

A WESTERN CAROLINA WIN WOULD:

- Keep the Catamounts perfect with the third-straight series victory over Davidson head-to-head all-time;
- Mark the fourth-straight season with a victory in its home-opener and would represent back-to-back victories over FCS opponents to open the home slate - WCU defeated Gardner-Webb at home last year in its opener;
- Halt a three-game winless skid for Western Carolina dating back to last season ... WCU's last victory came at home over VMI (Nov. 5, 2016 - W, 32-29);
- Be the 20th victory for WCU head coach Mark Speir at Western Carolina University, which would make him the seventh different Catamount football head coach to win 20-or-more games at the school.

A WESTERN CAROLINA LOSS WOULD:

- Be the first-ever in the series against Davidson;
- Extend WCU's current winless drought to four-straight;
- Halt WCU's four-game win streak in home openers.

CATAMOUNT QUICK SLANTS:

- Western Carolina's 2017 roster includes a combined 59 players from the state of North Carolina ... Georgia is second with 25 players, followed by South Carolina (9, Florida (4) and Tennessee (4), with one from Alabama, California, Connecticut, Kentucky, Louisiana, Ohio, and Virginia;

- Western Carolina stumbled in 2016 with a 2-9 record after building momentum with back-to-back seven-win seasons ... WCU finished 7-5 in 2014 - which was the best by a WCU football team in a decade and first winning record since 2005 - followed by a 7-4 mark in 2015;
- WCU has 21 seniors on its 2017 squad - nine players on offense, 11 on defense, and one specialist;
- WCU returns 17 out of a possible 25 starters between its offense, defense, and special teams units ... WCU returns nine starters on offense, seven on defense, and one specialist starter;
- Western Carolina returns a bulk of its offensive production from a season ago including 27 of the team's 32 offensive touchdowns including all 16 scores on the ground - including 10 from Detrez Newsome - and 10-of-15 through the air, led by Terryon Robinson with 6 receiving scores;
- The Catamount defensive unit returns with renewed vigor under new coordinator, veteran coach John Wiley ... All told, WCU returns four defenders who posted 60-or-more tackles a season ago;
- A combined 12 Western Carolina football players SHARE a LAST name - none of which are related:

HARRIS..... Alan (LB), Ty (LB)
JOHNSON..... Charles (WR), Dawson (OL)
JONES..... Reggie (DB), Will (QB)
ROBINSON..... Jacob (WR), Terryon (WR)
WHITE..... Kendall (LB), JerMichael (DB)
WILSON..... Bryce (DB), Terrance (DB)

THIS WEEK IN CATAMOUNT FOOTBALL /// SEPT. 4-10

4 Monday OFF No Practice Academic meetings with position coaches	5 Tuesday MEETINGS: 2:30 – 3:45 pm PRACTICE: 4:00 – 6:00 pm	6 Wednesday MEETINGS: 4:00 – 5:15 pm PRACTICE: 5:30 – 7:00 pm	7 Thursday MEETINGS: 2:30 – 3:45 pm PRACTICE: 4:00 – 6:00 pm	8 Friday MEETINGS: 4:00 – 4:30 pm PRACTICE: 4:45 – 6:00 pm No Media Availability	9 Saturday GAME DAY Western Carolina vs. Davidson 6:00 pm ET Whitmire Stadium Spear & select players available after the game	10 Sunday MEETINGS: 4:00 pm – 5:45 pm PRACTICE: 6:15 – 7:30 pm
---	--	--	---	--	--	---

WCU INTERVIEW POLICY

The Western Carolina Office of Athletics Media Relations will assist media personnel with interview requests of Western Carolina student-athletes, coaches and administrators. To arrange interviews, please contact Daniel Hooker, the Assistant Athletic Director for Media Relations at least 24 hours in advance. Head Coach Mark Speir will be available for interviews following each practice and following games. Other interviews with Coach Speir must be set-up in advance and it is requested that the nature of the interview be submitted to WCU Media Relations in writing at least 24 hours prior.

Student-athletes will be available for interviews after practices through Wednesday. Unless special permission is granted well in advance, the cut-off time for student-athletes during game weeks will be Noon on Thursday.

WCU FOOTBALL PRACTICE POLICY

WCU football practices are open to the public. Media members are asked to refrain from contacting student-athletes at their home or dormitory and student-athletes' phone numbers will not be released by the Media Relations Office. Out-of-town media may set up phone interviews to be conducted in the Department of Athletics. Coach Speir may be reached weekday mornings, however, it is asked that a specific interview time be scheduled through the Media Relations office.

POSTGAME INTERVIEWS

The WCU locker room is CLOSED at the end of all games played. However, following a 10-minute "cooling off" period, Coach Speir and requested players will be brought to the media room on the first floor of the Ramsey Center. The availability of the visiting locker room will be announced in the press box after conferring with the visiting SID. The visiting locker room is located in the back portion of the Jordan-Phillips Field House. A space for interviews will be available outside the locker room or up on the Field House patio, if available.

WORKING CREDENTIALS

Newsprint and electronic media representatives planning to cover football games at Western Carolina University are asked to request in written form working credentials from WCU's Media Relations Office. Season passes will be issued to those who cover the Catamounts on a permanent basis. Our limited working space in the press box will be assigned by priority to WCU beat writers, beat writers of the opponents, metropolitan media filing for deadline and specialty publications.

If time permits, credentials will be mailed. If not, credentials can be picked up on game day (two hours prior to kickoff) at the media will call on the upper plaza of the Ramsey Center at the south end of the stadium (nearest the press box side of Whitmire Stadium, across the street

from media parking). Credentials will be issued only to those attending the game in a working capacity. Spouses, dates, children and other nonworkers will not be permitted in the press box.

PHOTOGRAPHERS

Credentials for sideline photographers will be issued on a first-come, first-serve basis with agencies covering the participating schools on a regular basis receiving priority. Free-lance photographers may request credentials on a game-by-game basis. All free-lance photographers must submit proofs featuring game or sideline action to the Media Relations Office no later than four days following the game. Each photographer must pick up a photo pass from the press box or media will call prior to the game.

NO PHOTOGRAPHERS OR MEDIA PERSONNEL ARE PERMITTED WITHIN THE TEAM AREA AT ANY TIME.**MEDIA PARKING**

Media parking for WCU home football games – BY PERMIT ONLY – is located in the church parking lot directly across the street and behind the press box of E.J. Whitmire Stadium on Forest Hills Road. The lot is identified and a media parking placard must be displayed to gain admittance. The lot will be staffed by a member of the WCU Athletics Media Relations staff who will have a checklist of those authorized to park in the media lot.

PRESS RELEASES/STATISTICS

The WCU Media Relations Department produces a weekly football release prior to each game during the season. Cumulative statistics will be updated as soon as possible after each contest. Media members may receive the releases and statistics by accessing the Athletics Department web site at www.CatamountSports.com. E-mail service is available upon request. To be placed on Western Carolina's weekly fax or E-mail list, media members are asked to contact the Office of Athletic Media Relations.


CATAMOUNTS ON THE WEB

The WCU football home page at CatamountSports.com provides the latest information regarding the Catamounts, including updated statistics, a roster, game notes and press releases. Also on the department's main site is information on all of WCU athletics programs, lodging, directions to campus and the latest local weather forecast.

For those unable to attend contests, the Catamount Sports Network will broadcast each game over the Internet utilizing Stretch Internet.

All the current data you need on the Catamounts is as close as your computer at CatamountSports.com.

Southern Conference football games will be streamed for free through ESPN3 and the Watch ESPN app.



Catamount Sports Network 2017 Football Affiliates:

WWCU-FM, Power 90dot5.....Cullowhee
540 AM WRGC.....Sylva
970 AM WYSE.....Canton
1050 AM WFSC.....Franklin
1310 AM WISE.....Asheville
97.3 FM WISE.....Asheville
104.9 FM WFSC.....Franklin

Online at CatamountSports.com

A combined seven stations across North Carolina are set to carry football broadcasts of the Catamount Sports Network (CSN) during the 2017 season ... CSN has also again partnered with Stretch Internet to provide unlimited streaming audio through the athletics web site, CatamountSports.com.

2017 BROADCAST CREW (HOME)

Play-by-Play: Gary Ayers
Color Analyst: Greg McLamb
Host / Producer: Jeff Bryson
Sideline Reporter: Dan Gibson

2017 BROADCAST CREW (ROAD)

Play-by-Play: Gary Ayers
Color Analyst: Daniel Hooker
Host / Producer: Jeff Bryson
Sideline Reporter: Greg McLamb



STORY LINES IN SATURDAY'S MEETING WITH GARDNER-WEBB:

- **#CATSINBLACK:** One week after wearing special Hawaiian print adidas jerseys in the season opener, Western Carolina will "BLACKOUT Whitmire" on Saturday with special black and purple adidas uniforms ... the uniforms were unveiled during a special Facebook LIVE event during last month's "Great American Eclipse," just after the path of totality nearly passed right over Jackson County;
- **TEAM SUPER CAM:** Western Carolina signee Cameron Brown (Tallahassee, Fla.) makes his first appearance this weekend ... the former Florida High linebacker was diagnosed with osteosarcoma, an aggressive form of bone cancer that forced the amputation of his left leg during the late summer ... Cam and his family are on campus this weekend for the game;
- **CATAMOUNTS TO WEAR WHITE CLEATS:** Coinciding with Cam Brown's inspirational visit to Cullowhee, Western Carolina will honor him in a similar fashion as his graduating classmates at Florida High did last May ... Cam has an affinity for white shoes – so, at the graduation ceremony, everyone wore white shoes in honor of Cam ... the Catamounts will make their fashion statement on a day set aside otherwise for wearing all black, going with white adidas footwear on Saturday against Davidson;
- **EIGHT** of the **NINE** Southern Conference teams are in or are receiving votes in the STATS FCS Media poll this week: No. 10 Wofford, No. 13 Chattanooga, No. 14 The Citadel, and No. 17 Samford, with Mercer (17), Western Carolina (3), ETSU (3), and Furman (1) each receiving votes ... Four appear in the Coaches' poll with a fifth receiving votes.

WESTERN CAROLINA VS. DAVIDSON – SERIES HISTORY:

- Western Carolina and Davidson have met twice previously on the football gridiron with both meetings coming in back-to-back years in 1984 and 1985 in a home-and-home ... the Catamounts lead in the series, 2-0;
- Western Carolina and Davidson shared Southern Conference affiliation from 1976 until 1988 and again from 1991 through 2014;
- Though the two schools have only met twice in football, WCU and Davidson have had quite the battles on the basketball hardwood over the years ... WCU defeated Davidson in 1996 in the finals to claim its only SoCon Tournament Championship in Greensboro, N.C. ... the two played one of the most epic SoCon tournament games of all-time in 2012 as the Wildcats edged WCU, 93-91, in double-overtime in Asheville as the Catamounts rallied from down 13 in final 2:47 to force extra sessions.

WESTERN CAROLINA VS. THE PIONEER FOOTBALL LEAGUE:

- Western Carolina has faced **THREE** teams that currently reside in the Pioneer Football League, though each meeting came prior to 1985;
- WCU is 2-0 against the Davidson Wildcats with wins in 1984 and 1985;
- The Catamounts are 0-2 all-time against Campbell, dropping two games in 1937 and 1939, respectively ... Campbell had a 58-year hiatus from football before reviving its program in 2007;
- WCU is also 1-0 against Morehead State, downing the Eagles, 31-12, back in 1974 in the E.J. Whitmire Stadium dedication game in Cullowhee.

WESTERN CAROLINA IN HOME OPENERS AT WHITMIRE STADIUM:

- WCU holds a 32-11 record in home openers since moving into E.J. Whitmire Stadium in 1974 following last season's third-straight home-opening victory, a 44-14 "White Out" win over Gardner-Webb ... the Catamounts had their streak of two-straight home opening wins –

– QUICK FACT COMPARISON –

SCHOOLS	WESTERN CAROLINA	DAVIDSON
LOCATION	Cullowhee, N.C.	Davidson, N.C.
FOUNDED	1889	1837
ENROLLMENT	11,043	1,900
NICKNAME	Catamounts	Wildcats
CONFERENCE	Southern (SoCon)	Pioneer Football League (PFL)
COLORS	Purple & Gold	Red & Black
HOME FIELD	E.J. Whitmire Stadium	Richardson Stadium
CAPACITY	13,742	6,000
HEAD COACH	Mark Speir	Paul Nichols
OVERALL RECORD	19-39 (6th yr)	6-40 (5th yr)
RECORD AT SCHOOL	Same	Same
WEBSITE	CatamountSports.com	DavidsonWildcats.com



WCU VS. DAVIDSON – SERIES HISTORY

YEAR	SITE	RESULT	WCU	DAV
1984 H W	45	13
1985 A W	13	0
2017 H			



- both over Mars Hill in 2011 and 2012 – snapped with a 28-21 loss to The Citadel in 2013;
- WCU has won 13 of its 16 home opening games since 2000 ... WCU claimed victory in 11-straight home openers between 1998 and 2008.


WESTERN CAROLINA FOOTBALL IN SEASON OPENERS:

- Western Carolina fell to 15-27 in season openers since joining the Southern Conference in 1976 after last week's season-opening road loss at Hawai'i in the longest road trip in program history ... WCU has only won TWO of its last SIX season-openers – both against Mars Hill (2012, 2015);
- WCU's last win over a NCAA Division I opponent in a season-opener came back in 2002 with a 23-3 road win at Liberty;
- WCU won 4-of-5 season openers from 2004 through 2008 (W vs. West Virginia State, 2004; Mars Hill, 2005; Chowan, 2006; L at Alabama, 2007; W vs. Shorter, 2008) ... Of the 15-27 record in season openers, WCU is 11-1 when the game is played at home and just 4-26 on the road.

MISCELLANEOUS GAME NOTES:

- Since 2005, Western Carolina has faced four different teams a combined six times that have gone on to play for – or to win – either the Football Championship (FCS) National Championship or Football Bowl Subdivision (FBS) – or Bowl Championship Series (BCS) national championships:

NCAA FOOTBALL CHAMPIONSHIP SUBDIVISION:	FOOTBALL BOWL SUBDIVISION
2005: Appalachian State – National Champion	2006: Florida – National Champion
2006: Appalachian State – National Champion	2012: Alabama – National Champion
2007: Appalachian State – National Champion	2013: Auburn – Runner-Up



WHAT IS A CATAMOUNT?

Western Carolina University's unique mascot and nickname for its athletics teams seem to always bring about the same question when WCU plays on the road ... "What is a Catamount?" Webster's Dictionary defines "catamount" as "any of various wild cats, such as a cougar or lynx." Cats of the catamount variety, including the bobcat, roam the southern Appalachian Mountains where Western Carolina University is located.


The nickname evolved from a contest that was held on the Cullowhee campus in 1933. The school was called Western Carolina Teachers College at that time and its teams were known as "the Teachers."

Everyone on campus was invited to participate, and the usual names were suggested — Bears, Indians, Panthers. However, the college wanted an unusual name; a name that few others had and that everyone would not copy.


The contest came down to Mountain Boomers, a small ground squirrel that scampers about the woods and is extremely difficult to catch, and Catamounts. Catamounts was the favorite of Head Football Coach C.C. Poindexter and was the nickname chosen. Poindexter wanted his players to be Catamounts with "fierce spirit, savage attacks, and lightning quick moves."

HISTORY OF THE CATAMOUNT LOGO


FROM 1975 UNTIL TODAY




1975-1981




1981-1996




1997-2004



2004-2008



2008-2013



2013-PRESENT



STATS FCS Preseason All-America (2nd team)
Lindy's Preseason All-America (2nd team)
Two-time Preseason All-Southern
Conference selection (RB & KR)

- Western Carolina senior RB Detrez Newsome appeared on the preseason watch list for the 2017 Walter Payton Award given to the FCS Offensive Player of the Year (STATS) ... He is the second Catamount in recent years to grace the preseason watch list (QB Troy Mitchell, 2015)
- Newsome is coming off back-to-back, 1,000-yard rushing seasons ... He is just the THIRD Catamount to have consecutive 1,000-yard seasons – and the first since former Carolina Panther, Brad Hoover (1998-99);
- Newsome finished as the 2016 NCAA FCS Football individual season champion for all-purpose yards, amassing a SoCon single-season record 2,343 all-purpose yards including twice setting WCU's single-game record.

- **11 CAREER 100-YARD RUSHING GAMES**
- **28 CAREER RUSHING TDS, 3RD IN SCHOOL HISTORY**
- **2,655 CAREER RUSHING YDS – RANKS 4TH ALL-TIME AT WCU**

SENIOR RB DETREZ NEWSOME

NOTING WESTERN CAROLINA'S STARTING TAILBACK

• Tailback Detrez Newsome eclipsed the 1,000-yard rushing mark for a second-straight season ... Needing just 84 yards on the ground to eclipse the 1,000-yard rushing plateau, Newsome ran for a team-high 115 yards and a touchdown at SEC-foe, South Carolina ... He finished his third season with 1,031 yards – the eighth-best single season in program history;

• Newsome is just the third back at WCU since 1967 to record consecutive 1,000-yard seasons joining Darrell Lipford (1,074 yds in 1976 and 1,318 yds in 1977) and Brad Hoover (1,663 yds in 1998 and 1,025 yds in 1999);

• Newsome rushed for a school-record 277 yards against eighth-ranked Chattanooga and its then top-ranked defensive unit ... He also matched a program record for the longest touchdown run when he erupted for a 95-yard scoring romp in the third quarter against UTC ... Newsome matched the longest scoring rush of Brett Chappell, who also had a 95-yard TD run against Elon in 1995 ... the 95-yard TD run is the longest ever allowed by UTC, previous long was 92 yards by The Citadel's Nehe-miah Broughton in 2004;

• Newsome broke a pair of school records in 2016 including rushing for a school single-game record of 277 yards including a school-record tying 95 yard TD run at home against No. 8 Chattanooga ... Against SEC-foe South Carolina, Newsome broke his own school record with 365 all-purpose yards including a SoCon record 240 kickoff return yards including a 93-yard return for a TD;

• Newsome paced three of the four NCAA Divisions of football with a WCU school-record 2,343 all-purpose yards, averaging 213.0 per game. On offense, Newsome put the finishing touches on back-to-back, 1,000-yard rushing seasons with 115 yards on the ground at SEC-foe, South Carolina, in the regular season finale. He rushed for 1,031 yards to rank third in the Southern Conference, adding 970 yards on kickoff returns, and 342 receiving yards;

• Newsome led the SoCon in scoring average with 8.4 points per game, finishing with 15 total TDs including 10 on the ground, four through the air;

• Newsome has recorded 100-or-more all-purpose yards in 15-STRAIGHT GAMES dating back to last season including all 11 games in 2016 ... During that stretch, he has four, 200 all-purpose yard games and twice eclipsed 300 yards (SEE CHART BELOW);

• Detrez Newsome collected three post-season All-America honors following the 2016 season – he was a first team selection by both the Associated Press (AP) and the American Football Coaches Association (AFCA) ... Newsome garnered a second team honor from STATS FCS;

• Newsome was a second team postseason All-SoCon selection a year ago, while also collecting Western Carolina's top male student-athlete award at the year-end awards program.

NEWSOME – 15-STRAIGHT GAMES WITH 100-OR-MORE ALL-PURPOSE YARDS:

DATE	OPP	RUSH	REC	KORET	TOTAL
9/2/17	at Hawai'i	27	55	43	125
11/19/16	at USC	115	10	240*	365*
11/12/16	at Furman	56	53	143	252
11/5/16	VMI	111	22	47	180
10/28/16	Chattanooga	277*	6	64	347
10/22/16	at Samford	21	36	90	147
10/15/16	at Mercer	85	63	29	177
10/8/6	Wofford	42	44	70	156

DATE	OPP	RUSH	REC	KORET	TOTAL
10/1/16	The Citadel	94	8	157	259
9/17/16	at ETSU	32	86	54	172
9/10/16	G-Webb	148	10	14	172
9/3/16	at ECU	50	4	62	116
11/21/15	at VMI	141	90	0	231
11/14/15	at TX A&M	111	31	17	159
11/7/15	Furman	184	26	0	210

* denotes a WCU single-game school record



ABOUT WESTERN CAROLINA UNIVERSITY:

WCU was founded in 1889 to bring higher education and career opportunities to the western region of North Carolina. A member of the University of North Carolina system, WCU now provides an education to more than 11,03 students from 48 states and 35 countries.

The university's mission is focused on quality education and preparation for responsible citizenship in a changing world. Since its founding, WCU has grown in size to become a major cultural, scientific, and educational force in the region and the state—and we're still growing.

WCU's academic programs span more than 120 specialties — including the nation's highest-ranked entrepreneurship and project management programs, a national award-winning teacher education program, a criminal justice program used as a model for North Carolina's accreditation program, and the nation's first accredited four-year emergency medical care program.

WCU's distinguished faculty includes national award-winning authors, nationally and internationally recognized experts, and winners of Emmy, O. Henry, and National Endowment for the Arts awards — to name a few.

• Three years after total student enrollment at Western Carolina University topped 10,000 for the first time in the institution's history, records continued to tumble at WCU with the 2014 fall enrollment of 10,382 ... Enrollment held nearly steady with 10,340 in 2015-16 and set another all-time high in 2016-17 at 10,806 with the school prepared to crest 11,000 in 2017-18;

• The university's freshman retention rate – the percentage of first-time, full-time undergraduate students who returned for their sophomore year – was at an all-time high at 80% in 2015-16 ... the 2015-16 record retention rate of 80.06 percent is 2.2 points higher than the 2014-15 rate of 77.88 percent and nearly 14 points higher than back in 2006.

DID YOU KNOW:

• Among WCU's notable alumni are current professional athletes in relief pitcher GREG HOLLAND (Colorado Rockies) and infielder TYLER WHITE (Houston Astros) in Major League Baseball;

• Other notable former WCU student-athletes include former Carolina Panthers fullback, BRAD HOOVER; former professional football player, DAVID PATTEN, who played for four NFL teams, most notably winning three Super Bowl rings with the New England Patriots; former NBA guard KEVIN MARTIN; United States Olympic silver medalist from the 2012 men's 4x400-relay, MANTEO MITCHELL; current Georgia Tech head football coach, PAUL JOHNSON; former NFL referee and current ESPN officiating analyst, GERALD AUSTIN; independent country music singer and recording artist, MATT STILLWELL; actor – and former Catamount football player – GENO SEGERS, actress BOBBI BAKER, and former reality TV star, RACHEL REILLY.

2017 TEAM STATISTICAL TOTALS: (SoCon Rank, 9 teams)

Scoring Offense:18 pts / 18.0 ppg – (7th)
 Scoring Defense:41 pts / 41.0 ppg – (8th)
 Total Offense:482.0 yds/gm – (1ST) / 19th FCS
 Total Defense:453.0 yds/gm – (7th)
 Rushing Offense:212.0 yds/gm – (3rd)
 Rushing Defense:299.0 yds/gm – (8th)
 Passing Offense:270.0 yds/gm – (1ST) / 22nd FCS
 Passing Defense:154.0 yds/gm – (4th)
 Pass Efficiency:114.6 eff. – (6th)
 Pass Defense Efficiency:114.7 eff. – (4th)
 First Downs:30.0 avg/gm. – (1ST) / 7th FCS
 3rd Down Conversions:7-of-17, 41.2% – (5th)
 Opp. 3rd Down Conversions:5-of-12, 41.7% – (4th-t)
 4th Down Conversions:0-for-1, 0.0% – (4th-t)
 Opp. 4th Down Conversions:0-for-1, 0.0% – (1ST-t)
 Time of Possession:28:18 – (5th)
 Kickoff Returns:12.9 yds/ret. – (8th)
 Kickoff Coverage:34.2 yds/ret. – (8th)
 Punting:46.2 net/punt – (1ST)
 Punt Returns:8.0 yds/ret. – (2nd)
 Interceptions:3 for 13.0 yds – (3rd)
 Turnover Margin:-6 (15 gained / 21 lost) – (8th)
 Sacks By:2 for 16 yds – (1ST-t)
 Sacks Against:5 for 28 yds – (9th-t)
 Field Goals:1-for-5 / 20.0% – (6th)
 PAT Kicking:1-for-1 / 100.0% – (1ST-t)
 Penalties:8-for-74, 74.0 yds/gm – (9th)
 Opp. Penalties:11-for-104 yds, 104.0 yds/gm – (1ST)

TYRIE ADAMS NAMED SOCON OFFENSIVE POTW:

• WCU QB Tyrie Adams was named the Week One Southern Conference Offensive Player of the Week for his performance in last Saturday's season-opener at Hawai'i ... Adams, the reigning SoCon Freshman of the Year, accounted for 377 yards of total offense including a career-best 107 rushing yards and one passing touchdown to lead the Catamounts at Aloha Stadium.

WCU TABBED 6TH, 7TH IN SoCon PRESEASON POLLING:

• Western Carolina was picked to finish SIXTH in the Southern Conference preseason football poll by the league's head coaches and was tabbed SEVENTH in the conference by the voting media ... the 2017 predictions represent the furthest down in the SoCon preseason polls the Catamounts have been picked since 2013.

FIVE CATAMOUNTS TABBED PRESEASON ALL-SOCON:

• Western Carolina landed five players including three first team selections on the 2017 preseason All-Southern Conference teams unveiled as a part of the 2017 SoCon Football Media Day held at the Spartanburg Marriott in mid-July:

Senior RB Detrez Newsome	1st team (RB & RS)
Redshirt junior P Ian Berryman	1st team
Redshirt senior WR Terryon Robinson	1st team
Senior DB Keion Crossen	2nd team
Redshirt junior OL Nathan Dalton	2nd team

NEWSOME, BERRYMAN GRACE ALL-AMERICA TEAMS:

• Western Carolina RB Detrez Newsome and P Ian Berryman both graced numerous preseason All-America teams – Newsome twice and Berryman three times;

IAN BERRYMAN

- Athlon's 2017 Preseason FCS All-America Team
- Lindy's Sports Preseason All-America, first team
- STATS FCS Preseason All-America, first team

DETREZ NEWSOME

- Lindy's Sports Preseason All-America, second team
- STATS FCS Preseason All-America, second team
- STATS Walter Payton Award Preseason Watch List

FIVE CATAMOUNTS SELECTED AS TEAM CAPTAINS:

• Five Catamounts were selected by their teammates as team captains for the 2017 season – two on offense, two on defense, and one specialist ... the list includes four seniors and one redshirt junior;

• Senior running back Detrez Newsome and senior defensive back Keion Crossen, along with redshirt seniors in offensive lineman Tanner Poindexter and linebacker Daniel Riddle are joined by redshirt junior punter Ian Berryman as team captains;

• It is the third-consecutive season that Riddle has been tabbed a team captain, while Newsome will carry the captain "C" for a second-consecutive season.

NOTING 2017 CATAMOUNT FOOTBALL TEAM:

• Western Carolina's offense is led by All-America all-purpose back Detrez Newsome – three-time post-season All-America selection ... He is flanked by the returning SoCon Freshman of the Year in quarterback Tyrie Adams with three of the team's top five receivers from last year returning, including Terryon Robinson who recorded 71 catches for 738 yards and six touchdowns ... Robinson ranks FIFTH in program history with 168 career catches – twice matching a school single-game record with 15 catches;

• Western Carolina blocked FOUR placekicks against VMI ... the Catamounts are the fifth team in FCS history to record four blocked kicks on special teams – and the second this year ... Of the five, WCU is the ONLY team with all four coming on placekicks:

- Montana vs. Montana St., 10/31/87 (all punts);
- Middle Tenn. vs. Mississippi Valley, 10/8/88 (all punts);
- Colgate vs. Towson, 9/30/00 (3 punts, 1 PAT);
- Monmouth vs. Delaware St., 9/10/16 (2 punts, 1 FG, 1 PAT);
- Western Carolina vs. VMI, 11/5/16 (2 FGs, 2 PATs);

TYRIE ADAMS FINISHED FOURTH IN STATS FCS FR OF YR VOTE:

• WCU QB Tyrie Adams finished fourth in the final national voting for the 2016 STATS FCS Jerry Rice Award which is given to the nation's best freshman ... the 2016 Southern Conference Freshman of the Year, Adams was the top rookie QB among the 23 finalists on the ballot for the annual award;

• It is the third-straight season that WCU has had a finalist on the national list as punter Ian Berryman finished 19th in the 2015 vote while linebacker Daniel Riddle was among consideration in 2014, finishing 22nd;

• Adams amassed 2,926 yards of total offense (2,568 passing; 358 rushing) last season, the THIRD-BEST, single-season in WCU program history;

• Adams threw for 2,568 yards in his first collegiate season, a mark that ranked him FIFTH in WCU's single-season record books ... His 15 seasonal touchdown passes ranked him tied for SEVENTH on the single-season ledgers, matching Chad Greene (15 in 1994) ... His 217 seasonal completions ranked fourth in WCU's seasonal record books;

• Tyrie Adams recorded a school single-game record of 510 yards in the home win over Gardner-Webb in 2016;

• Adams made his collegiate debut in the 2016 season opener, earning the start at East Carolina after a preseason battle with junior Wes Holcombe ... Adams is the THIRD redshirt freshman QB to start at quarterback for the Catamounts since 2007 – he joins Adam Hearn (2007) and Zack Jaynes (2008) as redshirt freshmen to start a game;

• Adams was among a group of six freshmen or redshirt freshmen QBs to start for WCU dating back to 1991 ... Chad Greene (1992) started for the injured Lonnie Galloway in a 27-24 win over Chattanooga back in 1991 ... Hearn (2007) and Jaynes (2008) were redshirt freshmen to start with true freshmen Brandon Pechloff (2010) and Troy Mitchell (2012) also starting at quarterback;



**WESTERN CAROLINA'S
RECORD WHEN...**

	2017	Spier Era
Overall	0-1	19-39
Home	0-0	15-11
Road	0-1	4-28
In overtime	0-0	1-0
Afternoon games	0-0	16-26
Night games	0-1	3-13
Vs. SoCon Opp.	0-0	12-26
Vs. Nonconference Opp.	0-1	7-13
Vs. Ranked Opp.	0-0	0-11
Vs. In-State Opp.	0-0	7-4
In August	0-0	0-0
In September	0-1	6-12
In October	0-0	8-14
In November	0-0	4-11
Decided by 3 pts or less	0-0	3-1
Decided by 7 pts or less	0-0	3-5
Decided by 10+ points	0-1	13-33
Scoring 30+ points	0-0	13-5
Scoring 20-29 points	0-0	6-16
Scoring 0-19 points	0-1	0-18
Allowing 30+ points	0-1	1-34
Allowing 20-29 points	0-0	9-4
Allowing 0-19 points	0-0	9-1
Scoring first	0-0	16-8
Leading at halftime	0-0	15-7
Trailing at halftime	0-1	4-31
Tied at halftime	0-0	0-1
Leading after 3 quarters	0-0	15-4
Trailing after 3 quarters	0-1	4-34
Tied after 3 quarters	0-0	0-1
Earning more first downs	0-1	10-8
Earning fewer first downs	0-0	9-30
Earning same first downs	0-0	0-1
Outrushing Opp.	0-0	10-3
Getting outrushed	0-1	7-36
Same rushing yards	0-0	2-0
Passing for more yards	0-1	14-20
Passing for fewer yards	0-0	5-19
Winning time of possession	0-0	7-10
Losing time of possession	0-1	12-29
Winning turnover battle	0-0	11-5
Losing turnover battle	0-1	4-18
Turnovers are even	0-0	4-16
More penalty yards	0-0	16-19
Less penalty yards	0-1	3-18
Equal penalty yards	0-0	0-2
In televised games	0-1	6-21
On ESPN3	0-0	5-11
On ESPNU	0-0	0-2
On Fox College Sports	0-0	0-1
On SEC Network	0-0	0-3
On American Sports Network	0-0	2-3

• Adams completed his first six passes to start his career, opening 7-of-8 in the first quarter of his collegiate debut ... He finished 12-of-24 for 167 yards.

NOTE ABOUT RETURNING TE TYLER SEXTON:

• Western Carolina redshirt senior tight end Tyler Sexton will miss the first four games of the 2017 season due to an issue with NCAA academic eligibility, starting with the season opener at Hawai'i.

KEION CROSSEN – NOMINEE FOR GOOD WORKS TEAM:

• In July, 2017, Western Carolina senior defensive back Keion Crossen was listed among the 146 nominees for the 2017 Allstate American Football Coaches Association (AFCA) Good Works Team® announced by the organizing committee for one of the most coveted off-the-field honors in college football ... the award was established in 1992 to recognize a select group of college football players who have made a commitment to service and enriching the lives of others;

• Nominees range across all levels of college football including NCAA Division I FBS and FCS, NCAA Division II and III, as well as NAIA. Crossen was one of three Southern Conference players listed among the initial nominees for the AFCA Good Works team. He was joined by Thomas Marchman, a senior offensive lineman from Mercer and Deion Pierre, a senior linebacker from Samford;

• Western Carolina has had three former players go on to earn spots on the AFCA Allstate Good Works Team: former Catamount quarterback Josh Brooks was the first honoree in 1997, with running back Tracy Biggs selected in 2000 and defensive lineman Jeff Chambers earned the honor in 2001 ... Last year, linebacker Tyson Dickson was nominated for the award with former Catamount Chris Everett nominated in 2010.

SENIORS FOUSHEE, KINARD AWARDED SCHOLARSHIPS:

• Western Carolina senior running back James Foushee and redshirt senior defensive lineman Sheldon Kinard were both awarded full scholarships by sixth-year head coach Mark Speir near the end of preseason fall camp;

• Foushee transferred to WCU from Guilford College prior to the 2015 season, sitting out the year due to NCAA transfer rules. As a junior in 2016, he was a vital part of the Catamount special teams, making his debut in the Purple & Gold in the home win over Gardner-Webb. The Sanford, N.C., native is majoring in management through WCU's College of Business;

• After redshirting in 2013 as a true freshman, Kinard has seen action in 15 games for the Catamounts mostly as a reserve along the defensive line and special teams. Last season, Kinard was credited with a quarterback hurry in the 2016 season-opener at East Carolina and recorded his first collegiate tackle in league play at Mercer in mid-October. The Charlotte, N.C., native is majoring in computer information systems within WCU's College of Business.

MAYTON, NEWMAN NAMED 2016 ACADEMIC ALL-DISTRICT:

• Western Carolina football put two players on the College Sports Information Directors of America (CoSIDA) Academic All-District 3 football team ... R-junior DL Andrew Mayton and junior LB A.J. Newman both collected all-district accolades to recognize their performances both on the field and in the classroom ... WCU's two were joined by a combined eight on the CoSIDA All-District teams;

• It is the fourth time in the past five years that Western Carolina has had multiple selections to the CoSIDA Academic All-District team – and the fifth-time since 1975;

• Mayton boasts a 3.59 cumulative grade point average while majoring in nursing ... Newman boasts a cumulative grade point average of 3.68 while majoring in finance

COACHING STAFF CHANGES ENTERING 2016:

• Changes to Western Carolina's sixth-year head coach Mark Speir's coaching staff:

- JOHN WILEY: Takes over as WCU's Defensive Coordinator, also coaching the inside linebackers ... Has previous coordinator experience working alongside Speir at Appalachian State;

- ZAC ETHERIDGE: Former Auburn Tiger with a national championship ring and ACC coaching experience at Georgia Tech ... Promoted from Defensive Assistant to a full-time role, coaching the WCU outside linebackers;

- BLAKE GIDEON: A former Texas Longhorn who came to Cullowhee a year ago from SEC programs, Auburn and South Carolina ... Elevated to the Passing Game Coordinator ... Also coaches the defensive secondary;

- REUBEN WRIGHT: Takes over coaching the running backs from Jason Nichols, who returned to his alma mater at ECU.

QUOTABLE QUOTES – WCU FB COACH MARK SPEIR:

Western Carolina head coach Mark Speir has a way with words and phrases ... He and the Catamount football team have coined several that have become mottos or rallying cries for the squad – here are just a few:

• “ALL YOU GOT, AS LONG AS IT TAKES”

Speir encourages his football team to give 110-percent until the job is through, from pregame warm-ups through the final whistle ... WCU has an “All You Got” flag that one team member carries out before each game alongside the United States flag;

• “START FAST; FINISH STRONG”

Speir looks for quick starts from his team at the outset of each game, and then finishing the task by playing through the final whistle of the fourth quarter;

• “I NEVER SAID IT WOULD BE EASY; I SAID IT WOULD BE WORTH IT”

Winning a championship is a difficult proposition – but Speir and his staff know how rewarding it can be to find success as a student-athlete, a coach and as a department. He stresses to his squad about how difficult it is, but how great a feeling it is when you accomplish your goals;

• “WHAT ARE YOU WILLING TO GIVE UP TO BE A CHAMPION.”

Speir looks to mold the Catamount football team into a championship contender in trying to win the school's first conference championship since the 1949 North State Conference crown ... Coming from his background and coaching pedigree, Speir and his assistants know what it takes to win conference titles – and national championships.

ABOUT THE 2017 CATAMOUNT FOOTBALL SCHEDULE:

• Western Carolina's unique 12-game 2017 schedule features a combined five home dates and is bookended by road games at a pair of Football Bowl Subdivision (FBS) schools including two historic first-time meetings at both Hawai'i and the flagship school of the 17-campus UNC system, North Carolina;

• WCU opens 2017 with a momentous game as the Catamounts play outside the contiguous 48 states for the first-time in program history when they visit the Hawai'i Rainbow Warriors in Honolulu, O'ahu ... the first-ever meeting between the two programs is set for Saturday, Sept. 2 at Aloha Stadium;

• The Catamounts' have an eight-game SoCon schedule ... WCU concludes the regular season schedule at Kenan Stadium in Chapel Hill, N.C., against North Carolina in the first of two meetings with the Tar Heels over the next two seasons.

CATAMOUNT CAREER TRACKER

CAREER RECEPTIONS:

1. Gerald Harp	1977-80	197
2. Eric Rasheed	1981-84	193
3. Lamont Seward	2000-03	190
4. Michael Banks	1999-2002	183
5. TERRYON ROBINSON	2013-PRES	177
6. Jerry Gaines	1970-74	167
7. Jon Reed	1987-90	161
8. Spearman Robinson	2012-16	157
9. Kamorris Benson	2012-15	153
10. Vince Nowell	1984-87	152
11. Eddie Cohen	2004-07	142
Jeff Dean	1978-81	142

CAREER RECEIVING YARDS:

1. Jerry Gaines	1970-74	3,449
8. Kamorris Benson	2012-15	2,386
9. Vince Nowell	1984-87	2,283
10. Jon Reed	1987-90	2,271
11. Wayne Tolleson	1974-77	2,246
-- TERRYON ROBINSON	2013-PRES	2,014

CAREER TOUCHDOWN RECEPTIONS:

1. Gerald Harp	1977-80	26
2. Kamorris Benson	2012-15	23
3. Eric Rasheed	1981-84	22
4. Wayne Tolleson	1974-77	20
5. Michael Banks	1999-2002	19
6. Jerry Gaines	1970-74	18
7. Spearman Robinson	2012-16	17
Marquel Pittman	2007-10	17
-- TERRYON ROBINSON	2013-PRES	10

CAREER RUSHING ATTEMPTS:

1. Darrell Lipford	1974-77	952
6. Leonard Williams	1979-83	532
7. Kevin Thigpen	1990-93	529
8. Melvin Dorsey	1981-83	478
9. Troy Mitchell	2012-15	468
10. Fred Boateng	2000-02	460
11. Darius Fudge	2003-06	457
12. DETREZ NEWSOME	2014-PRES	456

CAREER RUSHING YARDAGE:

1. Darrell Lipford	1974-77	4,089
2. Brad Hoover	1996-99	3,616
3. Otis McIntosh	1968-71	3,006
4. DETREZ NEWSOME	2014-PRES	2,655
5. Fred Boateng	2000-02	2,489

CAREER TOUCHDOWN RUSHES:

1. Otis McIntosh	1968-71	37
2. Darrell Lipford	1974-77	35
3. DETREZ NEWSOME	2014-PRES	28
4. Leonard Williams	1979-83	27
5. Fred Boateng	2000-02	26
Anthony James	1978-82	26
6. David Hackett	1970-73	25

CAREER TACKLES:

1. Tom Bodine	1991-94	453
7. Bernard Jones	1981-84	320
Ricky Smith	1977-80	320
9. Rock Williams	2009-12	319
10. Everett Spellman	1984-87	314
-- DANIEL RIDDLE	2013-PRES	244
-- A.J. NEWMAN	2014-PRES	162
-- MARVIN TILLMAN	2015-PRES	107

CAREER INTERCEPTIONS:

1. David Rathburn	1971-74	23
9. Ricky Gardin	1987-89	12
Toussaint Kennedy	1985-88	12
-- KEION CROSSEN	2014-PRES	3
-- MARVIN TILLMAN	2015-PRES	2

WHO TO WATCH FOR – CATAMOUNT OFFENSE

#12 // TYRIE ADAMS // 6-2 // R-SO. // QB // ST. PETERSBURG, FLA. // DIXIE HOLLINS HS



- Reigning SoCon Offensive Player of the Week (377 yds total offense);
- Passed for 2,568 yards in 2016, 3rd in the SoCon and 28th nationally;
- Averaged 233.5 passing yards per game, third in the SoCon while his 135.7 passer efficiency and 266.0 yards of total offense average ranked fourth in the SoCon ... Tossed 15 touchdown passes on the year;
- Set a school-record with 510 yards of total offense including a career-high 427 passing yards and 83 rushing yards in a home win over Gardner-Webb – the fifth-best single-game performance in SoCon history.

#21 // DETREZ NEWSOME // 5-10 // SR. // RB // RAEFORD, N.C. // HOKE COUNTY HS



- Led the SoCon and NCAA in all-purpose yards, amassing a SoCon record 2,343 all-purpose yards to lead three of the four NCAA football divisions ... Averaged 213.0 all-purpose yards per game in 2016;
- Posted back-to-back 1,000 rushing yard seasons ... It was the 10th, 1,000-yard rushing season in school history dating back to 1967;
- Enters the weekend with 2,655 career rushing yards (75.9 yds per game) and 28 career rushing touchdowns;
- Has 5,558 career all-purpose yards, averaging 158.8 per game.

#5 // TERRYON ROBINSON // 5-11 // R-SR. // WR // DECATUR, GA. // DECATUR HS



- Has ranked among the SoCon leaders in receptions in two of the past three seasons, ranking third in receptions per game with an average of 6.5 in 2016 – a mark that ranked tied for 12th in the NCAA;
- Recorded the 4th-most receptions in WCU's season history with 71;
- Has 177 career receptions – fifth in school history – for 2,014 yards which ranks just outside of WCU's career top 10;
- Finished with a team-high 643 yards, averaging 58.5 receiving yards per game to rank fourth in the SoCon.

WHO TO WATCH FOR – CATAMOUNT DEFENSE

#35 // KEION CROSSEN // 5-10 // SR. // DB // GARYSBURG, N.C. // NORTHAMPTON COUNTY HS



- Two-sport athlete who also ran track & field, setting a school-record in the 100-meter dash in winning the conference championship in the event;
- Coming off a 61-tackle season, recording 43 solo stops with three tackles for loss ... Seven of his 12 career pass break-ups came a season ago, as did one of his three career interceptions ... Scooped and scored on a fumble recovery;
- Nominated for the 2017 Allstate / AFCA Good Works team. Webb – the fifth-best single-game performance in SoCon history.

#58 // DANIEL RIDDLE // 6-1 // R-SR. // LB // RALEIGH, N.C. // ATHENS DRIVE HS



- Was limited to eight games with just one start due to injury, starting at linebacker in the season-finale at South Carolina;
- Was a first team All-SoCon selection by the media and a second team honoree by the head coaches after his redshirt sophomore season;;
- Over 32 career games, has 244 total tackles including 100 solo stops and eight TFLs including 1.5 sacks ... Has two interceptions, both coming in his redshirt sophomore season ... Has forced three fumbles and broken-up three passes in his career.

#4 // A.J. NEWMAN // 6-1 // SR. // LB // ELLENWOOD, GA. // CEDAR GROVE HS



- Played in all 11 games, starting nine games in the defensive secondary as a hybrid linebacker ... Recorded 66 tackles to rank tied for fifth on the team in 2016 ... Posted 30 solo tackles and 1.5 tackles for loss;
- Has 162 career tackles with 76 solo stops and two tackles for loss over the past three seasons and 33 games played;
- Nominated for the National Football Foundation (NFF) 2017 National Scholar Athlete Award ... Was a CoSIDA Academic All-District 3 selection last year.

WESTERN CAROLINA – THE LAST TIME IT HAPPENED

RETURNED A PUNT FOR A TD:

WCU: Angelo Brown at Chattanooga – Oct. 13, 2007 (27 yards)
Opp: Alvin Kamara, Tennessee – Sept. 19, 2015 (50 yards)

RETURNED A KICKOFF FOR A TD:

WCU: Detrez Newsome at South Carolina – Nov. 19, 2016 (93 yards)
Opp: Evan Berry, Tennessee – Sept. 19, 2015 (88 yards)

RETURNED AN INTERCEPTION FOR A TD:

WCU: Fred Payne at #20 Samford – Oct. 22, 2016 (42 yards)
Opp: Ed Britt (25 yds) and Deonte Davis (32 yards) of Presbyterian – Oct. 4, 2014

SCORED ON A FUMBLE RECOVERY:

WCU: Keion Crossen, vs. VMI (19 yards) – Nov. 5, 2016
Opp: Ugonna Akoh of Presbyterian (73 yards) – Oct. 3, 2015

RECORDED A SAFETY:

WCU: TEAM vs. Samford – Oct. 24, 2015
Opp: TEAM vs. Appalachian State – Nov. 21, 2009

BLOCKED A PUNT:

WCU: K.P. Hicks, vs. Brevard – Sept. 6, 2014
Opp: Dvaris Brunson of East Carolina – Sept. 3, 2016

BLOCKED A FIELD GOAL ATTEMPT:

WCU: Ezavian Dunn & Tahjai Watt, vs. VMI – Nov. 5, 2016
Opp: Hawai'i, 3 times – Sept. 2, 2007

HAD A 100-YARD RUSHER:

WCU: Tyrie Adams, 107 at Hawai'i – Sept. 2, 2017
Opp: Dicomby Saint Juste of Hawai'i – 25 for 202; – Sept. 2, 2017

HAD A 100-YARD RECEIVER:

WCU: T. Robinson (8 for 106 yds) & S. Robinson (5 for 131 yds) at Mercer – Oct. 15, 2016
Opp: Dylan Collie of Hawai'i – 7 catches for 104 yards – Sept. 2, 2017

TEAMMATES RUSHED FOR 100 YARDS IN THE SAME GAME:

WCU: Darius Ramsey (128) and Troy Mitchell (109) vs. VMI – Nov. 15, 2014
Opp: Richardre Bagley (126 yds) & Tyler Roberson (121) of #8 Chattanooga – Oct. 29, 2016

TEAMMATES HAD 100 RECEIVING YARDS IN THE SAME GAME:

WCU: Terryon Robinson (8 for 106 yds) & Spearman Robinson (5 for 131 yds) at Mercer – Oct. 15, 2016
Opp: Pedro Garcia (119 yds) and San Mizzer (104 yds) of VMI – Nov. 2, 2002

TEAMMATES HAD 100 YDS RUSHING AND RECEIVING IN THE SAME GAME:

WCU: Detrez Newsome (19 – 148 rushing yds) & Spearman Robinson (13 for 157 receiving yds) & Jordan Mathis (6 for 117 receiving yds) – vs. Gardner-Webb – Sept. 10, 2016
Opp: Diocemy Saint Juste (202 yds rush) & Dylan Collie (100 yds receiving) of VMI – Nov. 5, 2016

THREW AT LEAST FOUR TOUCHDOWN PASSES:

WCU: Tyrie Adams (5) vs. Gardner-Webb – Sept. 10, 2016
Opp: Philip Nelson of East Carolina (5) – Sept. 3, 2016

PLAYER SCORED AT LEAST FOUR TOUCHDOWNS:

WCU: Detrez Newsome at ETSU – Sept. 17, 2016 (2 rushing TDs, 2 receiving TDs)
Opp: Derrick Craine of Chattanooga – Oct. 31, 2015 (4 rushing TDs)

PLAYER KICKED AT LEAST FOUR FIELD GOALS:

WCU: Chris Vought vs. Liberty – Aug. 31, 2002 (4 FGs)
Opp: Ray Early of Furman – Nov. 16, 2013 (6 FGs)

TEAM SCORED AT LEAST 50 POINTS:

WCU: 56 vs. Samford – Oct. 24, 2015
Opp: 52 by East Carolina – Sept. 3, 2016

TEAM SCORED AT LEAST 30 POINTS IN A HALF:













WCU: 31 vs. Furman (1st) – Nov. 7, 2015
Opp: 35 by Mercer (2nd) – Oct. 15, 2016

TEAM SCORED AT LEAST 25 POINTS IN A QUARTER:

WCU: 29 vs. West Virginia State (2nd) – Sept. 2, 2004
Opp: 31 by Tennessee (2nd) – Sept. 19, 2015

TEAM WAS SHUTOUT:

WCU: by Chattanooga (51-0) – Nov. 1, 2014
Opp: Shorter (35-0) – Aug. 28, 2008

	at Hawai'i (Spectrum/WMV) Sat., Sept. 2 Honolulu, Hawai'i L, 41-18	HONOLULU – Tyrie Adams accounted for 377 yards of total offense including rushing for a career-best 107 yards adding a passing touchdown, but miscues including four failed field goal attempts and three turnovers hurt Western Carolina's upset bid in a 41-18 loss to the Hawai'i Rainbow Warriors at Aloha Stadium. WCU had three field goals blocked – the third returned 89 yards for a Hawai'i touchdown – and missed another kick wide in the season-opening road loss.
	DAVIDSON (ESPN3) (Blackout/Fireworks) Sat., Sept. 9 Cullowhee, N.C. 6:00 pm	Western Carolina and Davidson meet for just the third-time in series history, and the first since the second of back-to-back games played in 1984 and 1985 – both Catamount victories. WCU and Davidson shared conference allegiance in the Southern Conference in 1988 and again from 1991 through 2014, but never met on the gridiron during that time frame as Davidson did not play football in the SoCon.
	at Gardner-Webb (WMYA) Sat., Sept. 16 Boiling Springs, N.C. 6:00 pm	The Catamounts play the second game of a four-year deal with Gardner-Webb, traveling to Boiling Springs, N.C., in a game that will be broadcast by WMYA-TV and simulcast on the Big South Network. WCU claimed last year's series meeting in Cullowhee, 44-14, to take a slim, 4-3, series lead. The series is tied, 1-1, in games played in Boiling Springs with WCU last winning in 2010, 28-14. QB Tyrie Adams had 690 yards of total offense in last year's home victory.
	SAMFORD * (ESPN3) (WCU Family Weekend) Sat., Sept. 23 CULLOWHEE 3:30 pm	Western Carolina hosts Samford on WCU Family Weekend. The Catamounts snapped an 11-game slide against the Bulldogs with a home win in 2015 – its only home victory in series history. No. 20 Samford got 375 passing yards and two touchdowns through the air with a third coming on the ground from this year's SoCon Preseason Player of the Year, QB Devlin Hodges, in winning a year ago in Birmingham, Ala., 30-17.
	at Chattanooga * (ESPN3) Sat., Sept. 30 Chattanooga, Tenn. 6:00 pm	The Catamounts conclude the month of September by visiting Chattanooga on Sept. 30 for a game under the lights at Finley Stadium. Western Carolina looks to halt an eight-game slide in the head-to-head series while also trying to halt a five-game drought in games played in Chattanooga that dates back to 2005. Despite Detrez Newsome rushing for a school-record 277 yards and two lengthy touchdowns last year, No. 8 UTC downed WCU, 38-25, in Cullowhee.
	at Wofford * (ESPN3) Sat., Oct. 7 Spartanburg, S.C. 1:30 pm	After winning in its last trip to Gibbs Stadium in Spartanburg back in 2015 (W, 24-17), Western Carolina looks for its first, back-to-back road wins in the series with Wofford since 1978 and 1981 – both victories coming as a part of WCU's longest series win streak at eight-straight. WCU has won two of the last three against the Terriers, dropping the 2016 meeting at home, 31-19, despite Ter-ryon Robinson's school-record tying 15 catches with two going for touchdowns.
	ETSU * (ESPN3) Sat., Oct. 14 CULLOWHEE 3:30 pm	Conference rival, ETSU, makes its return to Cullowhee for the first time since 2002. The two schools halted a 12-year hiatus a season ago at the Bristol Motor Speedway as ETSU erased an early, 21-3, deficit in scoring the 34-31 victory inside the "World's Fastest Half Mile." Detrez Newsome accounted for a single-game career-best four touchdowns including two rushing and two through the air.
	at VMI * (ESPN3) Sat., Oct. 21 Lexington, Va. 1:30 pm	Western Carolina travels to Lexington, Va., looking to extend its current 14-game winning series win streak over VMI. WCU's last road loss came back in 1999, 27-25. Last season, Terryon Robinson hauled in a game-winning 53-yard scoring strike from Tyrie Adams inside the final minute of regulation as WCU rallied past the Keydets, 32-29, in Cullowhee. WCU's special teams blocked four placekicks while the defense intercepted three passes and tallied three sacks.
	FURMAN* (ESPN3) (WCU Homecoming) Sat., Oct. 28 CULLOWHEE 3:30 pm	Western Carolina will celebrate its Homecoming during its annual gridiron grudge match, the "Battle for Purple Supremacy" as it faces the Furman Paladins in Cullowhee. Last year, Spearman Robinson gave WCU a one-point, 21-20 third quarter lead with a receiving touchdown. However, the Paladins scored the game's final 29 points to halt what was a two-game seasonal win streak for WCU. The Catamounts have won two of the last three in the series (2014, 2015).
	at The Citadel * (ESPN3) Sat., Nov. 4 Charleston, S.C. 2:00 pm	Western Carolina visits defending Southern Conference champion, The Citadel, for a late season afternoon tilt at the Boneyard in Charleston, S.C. The Catamounts have dropped five of the last six series meetings with the Bulldogs and have lost their last two meetings in Charleston in 2015 and 2012. Last year, the ground attack of The Citadel chewed up 513 yards on the ground while limiting the potent Catamount offense to just 122 yards thanks in part to seven sacks.
	MERCER * (ESPN3) (Hall of Fame / Senior Day) Sat., Nov. 11 CULLOWHEE 2:00 pm	Western Carolina suffered its first-ever loss to Mercer in Macon, Ga., last season, 38-24. With WCU within three points through three quarters of play, Mercer pulled away in the fourth quarter, outscoring the Catamounts, 14-to-3, over the final frame. The Catamounts hold a slim, 2-1, series lead over the Bears, winning the only previous meeting in Cullowhee, 24-21, back in 2015 on a late touch-down romp by Detrez Newsome.
	at North Carolina (TBA) Saturday, Nov. 18 Chapel Hill, N.C. TBA	The Catamounts conclude their regular season schedule at Kenan Stadium in Chapel Hill, N.C., against North Carolina in the first of two meetings with the Tar Heels over the next two seasons. The Nov. 18 meeting marks the first-ever meeting on the football gridiron between the two University of North Carolina sister schools – and comes just 18 days before the two schools are slated to meet on the men's basketball hardwood (Dec. 6, 2017).

MISC. STATS / NOTES

WESTERN CAROLINA 2017 OPENING DRIVES:

OPP	RESULT	DETAILS
at Hawai'i.....	FG BLK.....	Only managed 8 yds after INT; 45 att blk'd
Davidson.....		
at Ga-Webb.....		
Samford *		
at UTC *		
at Wofford *		
ETSU *		
at VMI *		
Furman *		
at The CIT *		
Mercer *		
at N. Carolina		

MOST POINTS SCORED VS. SoCon OPPONENT:

56.....	W.....	vs. Samford - Oct. 24, 2015
53.....	W.....	vs. Chattanooga - Oct. 22, 1994
48.....	W.....	vs. Furman - Nov. 7, 2015
45.....	W.....	vs. Chattanooga - Oct. 26, 2002
45.....	W.....	vs. The Citadel - Sept. 20, 1997
45.....	L.....	vs. #6 Marshall - Nov. 12, 1988
44.....	L.....	vs. #11 Wofford - Oct. 25, 2007
44.....	W.....	vs. VMI - Oct. 27, 2001
44.....	W.....	at Chattanooga - Oct. 17, 1992
44.....	W.....	at The Citadel - Nov. 5, 1983
44.....	W.....	vs. Appalachian State - Oct. 23, 1977
43.....	W.....	vs. East Tennessee - Oct. 11, 1986
42.....	W.....	vs. VMI - Nov. 15, 2014
42.....	W.....	at The Citadel - Sept. 17, 1994
42.....	W.....	vs. Marshall - Oct. 16, 1982

MOST POINTS ALLOWED VS. SoCon OPPONENT:

79.....	L.....	at Appalachian State - Nov. 10, 2007
70.....	L.....	at Georgia Southern - Oct. 9, 1999
62.....	L.....	at Samford - Sept. 28, 2013
56.....	L.....	at Chattanooga - Oct. 23, 1999
52.....	L.....	at Samford - Oct. 29, 2011
52.....	L.....	at #1 Ga. Southern - Sept. 24, 2011
52.....	L.....	vs. Furman - Nov. 17, 2007
52.....	L.....	at Marshall - Nov. 11, 1989
52.....	L.....	vs. #6 Marshall - Nov. 12, 1988
51.....	L.....	at Chattanooga - Oct. 15, 2011
51.....	L.....	Chattanooga - Nov. 1, 2014
50.....	L.....	at Georgia Southern - Sept. 29, 2007
50.....	L.....	at #1 Georgia Southern - Oct. 6, 2001

MOST COMBINED POINTS VS. SoCon OPPONENT:

97.....	L.....	vs. Marshall (45-52) - 1989
---------	--------	-----------------------------



WESTERN CAROLINA vs. DAVIDSON WILDCATS



2017 WESTERN CAROLINA INDIVIDUAL STATISTICAL LEADERS

RUSHING									
	GP-GS	Att	Gain	Loss	Net	Avg	TD	Long	Avg/G
Tyrie Adams	1-1	23	147	40	107	4.7	0	28	107.0
Corey Holloway	1-0	8	76	0	76	9.5	1	49	76.0
Detrez Newsome	1-1	14	44	17	27	1.9	0	15	27.0
Ray Smith	1-0	2	11	9	2	1.0	0	11	2.0
PASSING									
	GP-GS	Effic	Cmp-Att-Int		Pct	Yds	TD	Lng	Avg/G
Tyrie Adams	1-1	117.45	23-40-1		57.5	270	1	26	270.0
Ray Smith	1-0	0.00	0-1-0		0.0	0	0	0	0.0
RECEIVING									
	GP-GS	No.	Yds		Avg	TD	Long		Avg/G
Terryon Robinson	1-1	9	71		7.9	1	16		71.0
Connell Young	1-1	4	43		10.8	0	14		43.0
Owen Cosenke	1-1	3	28		9.3	0	14		28.0
Steffon Hill	1-1	3	26		8.7	0	12		26.0
Detrez Newsome	1-1	2	55		27.5	0	26		55.0
PUNT RETURNS									
		No.	Yds		Avg	TD	Long		
Steffon Hill		1	8		8.0	0	8		
PUNTING									
	No.	Yds	Avg	Long	TB	FC	I20	50+	Blkd
Ian Berryman	4	188	47.0	54	0	2	2	1	0
KICK RETURNS									
		No.	Yds		Avg	TD	Long		
Connell Young		3	36		12.0	0	14		
Detrez Newsome		3	43		14.3	0	18		
Corey Holloway		1	11		11.0	0	11		

|----- PATS -----|

SCORING	TD	FGs	Kick	Rush	Rcv	Pass	DXP	Saf	Points
Terryon Robinson	1	0-0	0-0	0-0	0	0-0	0	0	6
Corey Holloway	1	0-0	0-0	0-0	0	0-0	0	0	6
Ian Berryman	0	1-3	1-1	0-0	0	0-0	0	0	4
TOTAL OFFENSE	G	Plays	Rush	Pass	Total	Avg/G			
Tyrie Adams	1	63	107	270	377	377.0			
Corey Holloway	1	8	76	0	76	76.0			
ALL PURPOSE	G	Rush	Rec	PR	KOR	IR	Tot	Avg/G	
Detrez Newsome	1	27	55	0	43	0	125	125.0	
Tyrie Adams	1	107	0	0	0	0	107	107.0	
Corey Holloway	1	76	0	0	11	0	87	87.0	
Connell Young	1	0	43	0	36	0	79	79.0	

2017 DAVIDSON INDIVIDUAL STATISTICAL LEADERS

RUSHING									
	GP	Att	Gain	Loss	Net	Avg	TD	Long	Avg/G
Wesley Dugger	1	31	198	2	196	6.3	1	26	196.0
Kahleel Shaw	1	12	69	3	66	5.5	1	20	66.0
Stockton McGuire	1	9	49	0	49	5.4	1	9	49.0
Nic Dillon	1	1	6	0	6	6.0	0	6	6.0
PASSING									
	GP	Effic	Cmp-Att-Int		Pct	Yds	TD	Lng	Avg/G
Stockton McGuire	1	76.11	9-19-0		47.4	65	0	20	65.0
Taylor Mitchell	1	83.73	1-3-0		33.3	18	0	18	18.0
RECEIVING									
	GP	No.	Yds		Avg	TD	Long		Avg/G
Pat Tabor	1	5	79		15.8	1	56		79.0
William Wicks	1	2	30		15.0	0	20		30.0
Jaris Scott	1	2	20		10.0	0	14		20.0
Hunter Louthan	1	1	6		6.0	0	6		6.0
James Story	1	1	4		4.0	0	4		4.0
PUNT RETURNS									
		No.	Yds		Avg	TD	Long		
Ben Rowell		6	30		5.0	0	28		
William Wicks		1	40		40.0	0	40		
PUNTING									
	No.	Yds	Avg	Long	TB	FC	I20	50+	Blkd
Matthews	5	184	36.8	41	0	2	2	0	0
Charles Morris	1	43	43.0	43	0	0	1	0	0
KICK RETURNS									
	No.	Yds	Avg		TD	Long			
Jaris Story	1	32	32.0		0	32			

|----- PATS -----|

SCORING	TD	FGs	Kick	Rush	Rcv	Pass	DXP	Saf	Points
Kahleel Shaw	1	0-0	0-0	0-0	0	0-0	0	0	6
Stockton McGuire	1	0-0	0-0	0-0	0	0-0	0	0	6
Pat Tabor	1	0-0	0-0	0-0	0	0-0	0	0	6
Wesley Duggar	1	0-0	0-0	0-0	0	0-0	0	0	6
TOTAL OFFENSE	G	Plays	Rush	Pass	Total	Avg/G			
Wesley Dugger	1	31	196	0	196	196.0			
Stockton McGuire	1	28	49	65	114	114.0			
ALL PURPOSE	G	Rush	Rec	PR	KOR	IR	Tot	Avg/G	
Wesley Dugger	1	196	0	0	0	0	196	196.0	
Pat Tabor	1	0	79	0	0	0	79	79.0	
William Wicks	1	0	30	40	0	0	70	70.0	

2017 WCU DEF RETURNING LEADERS:

Tackles Leaders:	GP-GS	UA-AA = Total	Avg
Marvin Tillman	1-1	9-3 = 12	12.0
A.J. Newman	1-1	6-2 = 8	8.0
Keion Crossen	1-1	6-1 = 7	7.0
Kendall White	1-1	7-0 = 7	7.0
Daniel Riddle	1-1	5-0 = 5	5.0
Ezrian Dunn	1-1	4-0 = 4	4.0
JerMichael White	1-1	3-0 = 3	3.0
Tray Hardy	1-1	3-0 = 3	3.0
Nate Link	1-1	2-0 = 2	2.0

TFL Leaders:	Total	Yds
A.J. Newman	2.0	2
Nate Link	1.0	14
Keion Crossen	1.0	2

Sacks Leaders:	Total	Yds
Crossen / Link	1.0	

Interceptions Leaders:	Total - Return Yds
M. Tillman / K. White	1

Fumbles Forced Leader:	Total
n/a	

Fumbles Recovered Leader:	Total
n/a	

HEAD-TO-HEAD COMPARISON

WCU	Offense	DAV
18	Scoring	30
18.0	Points Per Game	30.0
30	First Downs	23
482	Total Yards Gained	446
482.0	Yards Per Game	446.0
212	Rushing Yardage	307
212.0	Rushing Average per Game	307.0
270	Passing Yardage	139
270.0	Passing Average per Game	139.0
WCU	Team Stats	DAV
8-74	Penalties-Yards	12-98
7/17, 41%	3rd Down Conversion	6/15, 40%
0/1, 0%	4th Down Conversion	1/2, 50%
WCU	Defense	DAV
41	Points Allowed	7
41.0	Points Allowed Per Game	7.0
453	Total Yards Allowed	234
453.0	Yards Allowed Per Game	234.0
299	Rushing Yards Allowed	(-4)
299.0	Rushing Average Allowed	(-4.0)
154	Passing Yards Allowed	238
154.0	Passing Average Allowed	238.0

2017 DAV DEFENSIVE LEADERS:

Tackles Leaders:	GP	UA-AA = Total	Avg
Corey Coppola	1	3-4 = 7	7.0
Ben Davis	1	3-2 = 5	5.0
Ben Hart	1	1-4 = 5	5.0
Bryce Perry-Martin	1	3-2 = 5	5.0
George Hatalowich	1	1-4 = 5	5.0
Nathan Campbell	1	5-0 = 5	5.0
Preston Grase	1	1-3 = 4	4.0
Ben Rowell	1	3-1 = 4	4.0
Kevin Stipe	1	2-2 = 4	4.0

TFL Leaders:	Total	Yds
Bryce Perry-Martin	4.0	23
Nathan Campbell	3.0	11

Sacks Leaders:	Total	Yds
Bryce Perry-Martin	1.5	13
Coppola / Jordan	1.0	

Interceptions Leaders:	Total - Return Yds
n/a	

Fumbles Forced Leader:	Total
Nathan Campbell	1

Fumbles Recovered Leader:	Total
n/a	



- **PERSONAL DATA:** Originally from Kannapolis, N.C. ... His wife, Paige; the couple has two sons, Zeb and Jackson ... Zeb is enrolled at Appalachian State and is a walk-on quarterback for the Mountaineer football team.
- **EDUCATION:** Graduated from Clemson University with a bachelor's degree in secondary education in '90; earned his Masters degree at WCU in 1994.
- **COACHING EXPERIENCE:** Speir returned to Cullowhee in 2012 after spending nine seasons at Appalachian State where he was a part of three-consecutive FCS National Championships from 2005-07 ... He served as ASU's recruiting coordinator from 2004 until 2011, while also coaching the inside linebackers prior to his departure. Speir also coached the Mountaineers' running backs (2003-04), defensive line (2005-08) and defensive ends (2009-10) ... In 2009, Speir was tabbed as the NCAA Division I FCS Assistant Coach of the Year by the American Football Coaches Association (AFCA) ... Prior to Appalachian State, Speir also made coaching stops at both at Presbyterian (1997-99) while the Blue Hose were a NCAA Division II member institution, and at Elon (2000-02) the year after the program made the transition to a NCAA Division I school.

A native of Kannapolis, N.C., Speir broke into coaching while an undergraduate at Clemson University, working as a student assistant from 1986 through 1989, and helped the Tigers to three Atlantic Coast Conference (ACC) Championships during his four years. Following his graduation, Speir landed on Steve Hodgins' staff in Cullowhee, first working with the Catamount running backs from 1991-93, then the linebackers in 1994 before coaching the defensive line and serving as the program's recruiting coordinator from 1995-96 ... All told, Speir has held the title of recruiting coordinator at three NCAA FCS institutions (WCU, Elon and ASU).

SPEIR, WCU COACHING STAFF – FINALIST FOR EDDIE ROBINSON AWARD:

Mark Speir and his coaching staff were among 20 national finalists for the 2014 Eddie Robinson Award given to honor the national Coach of the Year at the NCAA Football Championship Subdivision (FCS) level.

SPEIR TAKES #CATAMOUNTSTRONG TO 2015 BOSTON MARATHON:

• Just days after his football team broke their annual spring drills in late April, WCU head football coach Mark Speir had one last item to check off before entering the summer months with his sights set on the team's official report date in early August. Speir and his older brother, Ken, tackled the grueling 2015 Boston Marathon, the world's oldest annual marathon, which ranks as one of the world's most prestigious road racing events.

• The Speir duo ran the 26.2 mile course – or 431.12 football fields ... Mark and his brother had almost identical split times through the halfway point and both finished the marathon right at four and a half hours. Speir wore a WCU Football shirt through the streets of Boston with one addition – the hashtag, #ByrnesStrong, in honor and memory of friend, Steve Byrnes, a former NASCAR reporter who had passed away from cancer.

MARK SPEIR GRANTED CONTRACT EXTENSION:

On the heels of guiding the Catamounts to their first winning regular season since 2005 – and just the second finish above .500 for the program since 2001 – the executive committee of Western Carolina University's Board of Trustees unanimously approved the request for a four-year contract extension for Catamount head football coach Mark Speir. WCU scored seven victories in 2014, matching the most for the team since winning that same number in the 2001 season ... Speir was originally signed to a four and a half year contract. With the extension – which begins on July 1, 2016 – Speir is under contract in Cullowhee through June of 2020.

MARK SPEIR ERA – A RETURN "HOME" TO CULLOWHEE:

The 2012 season-opening Thursday night game against Mars Hill marked the "official" beginning of the WCU head coaching career for Mark Speir ... Hired on Dec. 22, 2011, Speir was introduced to the Catamount Nation before a standing-room-only audience in the Ramsey Center Hospitality Room ... Speir is the 13th different head coach in Western Carolina's football history ... It is his second stint in Cullowhee as Speir got his professional start in collegiate coaching in 1991 on staff with former head coach, Steve Hodgins ... Speir was on staff at WCU from 1991 until 1996 ... His first son, Zeb, was born in Harris Regional Hospital in Sylva and his youngest son, Jackson, is named after the county in which Cullowhee resides.

MARK SPEIR AT A GLANCE

Hometown: Kannapolis, N.C.
Wife: Paige (Holt) of Pickens, S.C.
Sons: Zeb and Jackson
Alma Mater: Clemson, 1990
Master's – Western Carolina, 1994

COACHING EXPERIENCE

1986-89: Clemson (Student Assistant)
1991-93: Western Carolina (Running Backs)
1994: Western Carolina (Outside Linebackers)
1995-96: Western Carolina
(Defensive Line/Recruiting Coordinator)
1997-99: Presbyterian
(Defensive Line/Strength & Conditioning)
2000-01: Elon
(Running Backs/Sp.Tms/Recruiting Coord.)
2002: Elon (Defensive/Recruiting Coordinator)
2003-04: Appalachian State (Running Backs)
2005-09: Appalachian State (Defensive Line)
2004-11: Appalachian State
(Recruiting Coordinator)
2009-10: Appalachian State (Defensive Ends)
2011: Appalachian State (Inside Linebackers)
2012-pres.: Western Carolina (Head Coach)

RECORD BY UNIFORM UNDER SPEIR

Opponent	Jersey	Pant	W/L	Record
Mars Hill	Purple	Purple	WIN	
at Marshall	White	Gold	Loss	
at Wofford	White	Purple	Loss	
Samford	Purple	Gold	Loss	
at Furman	Purple	Purple	Loss	
Georgia Southern	Purple	Gold	Loss	
at The Citadel	White	Gold	Loss	
at Elon	White	Purple	Loss	
Appalachian State	Purple	Purple	Loss	
Chattanooga	Purple	Purple	Loss	
at Alabama	White	Gold	Loss	0-3 (L-3)
at Middle Tennessee	White	Purple	Loss	
at Virginia Tech	White	Purple	Loss	
The Citadel	Purple	Purple	Loss	
Mars Hill	Purple	Gold	WIN	
at Samford	White	Purple	Loss	
at Chattanooga	White	Purple	Loss	
at Auburn	White	Purple	Loss	
Wofford	Purple	Purple	Loss	
Elon	Purple	Purple	WIN	
at Georgia Southern	White	Purple	Loss	
Furman	Purple	Gold	Loss	1-3 (L-1)
at Appalachian State	White	Purple	Loss	
at USF	White	Purple	Loss	
Brevard	Purple	White	WIN	
Catawba	Purple	White	WIN	
at Furman	White	White	WIN	
at Presbyterian	White	Purple	Loss	
Wofford	Purple	White	WIN	
at Mercer	White	White	WIN	
The Citadel	Purple	White	WIN	
Chattanooga	Purple	White	Loss	
at Samford	White	Purple	Loss	
VMI	Purple	Purple	WIN	
at Alabama	White	Purple	Loss	
Mars Hill	Purple	Purple	WIN	
at The Citadel	Purple	White	Loss	
at Tennessee	White	White	Loss	
Presbyterian	Purple	White	WIN	
Mercer	Purple	White	WIN	
at Wofford	White	Purple	WIN	
Samford	Purple	Purple	WIN	
at Chattanooga	White	White	Loss	
Furman	Purple	Purple	WIN	
at Texas A&M	White	Purple	Loss	
at VMI	White	Purple	WIN	
at East Carolina	White	Purple	Loss	
Gardner-Webb	White	White	WIN	
at ETSU	White	White	Loss	
The Citadel	Purple	Purple	Loss	
Wofford	Purple	White	Loss	
at Mercer	Purple	Purple	Loss	
at Samford	White	Purple	Loss	
Chattanooga	Purple	White	Loss	6-4 (L-2)
VMI	Purple	Purple	WIN	7-7 (W-1)
at Furman	White	White	Loss	3-4 (L-2)
at South Carolina	White	Purple	Loss	2-17 (L-3)

WESTERN CAROLINA 2017 FOOTBALL ROSTER /// CATAMOUNTSPORTS.COM

NO.	NAME	POS.	HT.	WT.	YR.	HOMETOWN (PREVIOUS COLLEGE/HIGH SCHOOL)	NO.	NAME	POS.	HT.	WT.	CL.	HOMETOWN (PREVIOUS COLLEGE / HIGH SCHOOL)
1	Steffon Hill	WR	5-11	195	R-Sr.	Hendersonville, N.C. (East Henderson HS)	47	Joel Poinsette	K	6-0	165	Fr.	Greenville, S.C. (St. Josephs Catholic HS)
2	Connell Young	WR	6-0	200	So.	Greensboro, N.C. (Dudley HS)	48	Mitchell Chancey	LB	6-0	225	Jr.	Asheville, N.C. (Erwin HS)
3	D.J. Thorpe	QB	6-3	185	Fr.	Nashville, Tenn. (Cane Ridge HS)	49	Nate Link	DL	6-2	255	Jr.	Crowley, La. (ULM / Notre Dame HS)
4	A.J. Newman	LB	6-1	220	Sr.	Ellenwood, Ga. (Cedar Grove HS)	50	Walker Lanning	OL	6-3	300	R-So.	Hendersonville, N.C. (Christ School)
4	Kenny Benton	WR	5-9	165	Fr.	Columbia, S.C. (Blythewood HS)	51	Matthew Bair	OL	6-4	280	R-Fr.	Anderson, S.C. (T.L. Hanna HS)
5	Terryon Robinson	WR	5-11	195	R-Sr.	Decatur, Ga. (Decatur HS)	52	Grady Thomas	OL	6-4	285	Fr.	Spartanburg, S.C. (Spartanburg HS)
6	Daquan Patten	WR	5-6	185	R-Fr.	Columbia, S.C. (Blythewood HS)	53	Abe Noland	OL	5-11	255	Fr.	Watkinsville, Ga. (Oconee County HS)
7	Corey Holloway	RB	5-10	215	R-Jr.	Atlanta, Ga. (Eagle's Landing HS)	55	Andrew Birkmire	LB	6-2	215	R-Fr.	Oveido, Fla. (Oveido HS)
8	Tra Hardy	DB	5-11	195	Sr.	Vidalia, Ga. (Vidalia HS)	55	Matthew Klipa	LS	5-9	200	Fr.	Rock Hill, S.C. (Smoky Mountain (N.C.) HS)
8	Ray Smith	QB	6-1	190	R-Jr.	Cherokee, N.C. (East Carolina / Swain County HS)	56	Jerod Walls	LB	6-0	210	R-So.	Lexington, N.C. (Central Davidson HS)
9	John Brannon III	DB	6-2	190	So.	Charlotte, N.C. (South Mecklenburg HS)	57	Alan Harris	LB	6-2	225	Fr.	Atlanta, Ga. (Mt. Vernon Presbyterian HS)
9	Keshaun Abel	WR	6-4	185	Fr.	Charlotte, N.C. (Mallard Creek HS)	58	Daniel Riddle	LB	6-1	225	R-Sr.	Raleigh, N.C. (Athens Drive HS)
10	Nolan Beasley	QB	6-1	195	R-So.	Charlotte, N.C. (North Mecklenburg HS)	59	Graham Foster	LS	6-1	200	Fr.	Anderson, S.C. (T.L. Hanna HS)
11	Jordan Mathis	WR	5-10	200	R-Jr.	Marietta, Ga. (Marietta HS)	60	Zachary Greene	DL	6-3	255	R-Jr.	Randleman, N.C. (Randleman HS)
12	Tyrie Adams	QB	6-2	185	R-So.	St. Petersburg, Fla. (Dixie M. Hollins HS)	61	Dawson Johnson	OL	6-2	250	Fr.	Taylorsville, N.C. (Alexander Central HS)
12	Connor Moore	WR	6-2	175	Fr.	Sylva, N.C. (Smoky Mountain HS)	62	Michael Harper	OL	6-5	260	Fr.	Wilkesboro, N.C. (Fork Union Military)
13	D'Andre Belton	LB	5-11	200	R-So.	Ridgeway, S.C. (Itawamba / Fairfield Central HS)	63	Zach Weeks	OL	6-3	285	R-Jr.	Bryson City, N.C. (Swain County HS)
14	Quintin Thames	DB	5-11	170	Fr.	Grayson, Ga. (Grayson HS--)	64	Charles McDonough	LS	6-0	215	R-Fr.	Kemersville, N.C. (East Forsyth HS)
14	Wes Holcombe	QB	6-1	190	R-Jr.	Rabun Gap, Ga. (Rabun County HS)	65	Kaleb Spry	OL	6-2	295	R-Jr.	Kannapolis, N.C. (A.L. Brown HS)
15	Will Jones	QB	6-4	200	Fr.	Greensboro, N.C. (Page HS)	66	Wyatt Burnette	OL	6-4	290	R-Fr.	Franklin, N.C. (Franklin HS)
16	Skyler Matheson	TE	6-0	230	R-So.	Robbinsville, N.C. (Robbinsville HS)	68	Tanner Poindexter	OL	6-3	295	R-Sr.	Pfafftown, N.C. (Ronald Regan HS)
17	Reggie Jones	DB	5-11	175	Fr.	Sharpsburg, Ga. (East Coweta HS)	69	Chase Stehling	OL	6-4	300	R-Jr.	Lincolnton, N.C. (North Lincoln HS)
17	Tucker Woolum	QB	5-10	160	Fr.	Pineville, Ky. (Pineville HS)	70	Devon Stephens	OL	6-2	250	Fr.	Sylva, N.C. (Smoky Mountain HS)
18	Bryce Wilson	DB	5-10	175	R-So.	Atlanta, Ga. (Carver HS)	71	Todd Self	OL	6-3	285	Fr.	Bakersville, N.C. (Mitchell HS)
19	Devarius Cortner	DB	6-1	190	So.	Nashville, Tenn. (East Nashville Magnet HS)	72	Andrew Miles	OL	6-4	300	R-Jr.	Flowery Branch, Ga. (Flowery Branch HS)
20	Alex Jackson	DB	6-1	180	R-Sr.	Clemmons, N.C. (Gardner-Webb / West Forsyth HS)	73	Nick Campbell	OL	6-2	280	Fr.	Braselton, Ga. (Mill Creek HS)
20	Donnavan Spencer	RB	5-10	190	R-Fr.	Charlotte, N.C. (Vance HS)	75	Nathan Dalton	OL	6-7	315	R-Jr.	East Flat Rock, N.C. (East Henderson HS)
21	Detrez Newsome	RB	5-10	210	Sr.	Raeford, N.C. (Hoke County HS)	76	Sean Biette	OL	6-2	295	R-Jr.	Raleigh, N.C. (Cardinal Gibbons HS)
22	JerMichael White	DB	6-1	185	Jr.	Johnson City, Tenn. (Science Hill HS)	77	Clark Willhoite	OL	6-7	295	Fr.	Cincinnati, Ohio (Roger Bacon HS)
24	Shamon Elliott	DB	6-0	190	So.	Fayetteville, N.C. (Terry Sanford HS)	78	Sheldon Kinard	DL	6-1	270	R-Sr.	Charlotte, N.C. (North Mecklenburg HS)
24	Caleb Ferguson	RB	5-11	175	Fr.	Waynesville, N.C. (Tuscola HS)	79	Bailey Byrum	OL	6-7	305	R-Fr.	Sweetwater, Tenn. (Sweetwater HS)
25	Jacquez Williams	LB	6-3	220	Jr.	Cataula, Ga. (Georgia Military / Harris County HS)	80	Charles Johnson	WR	5-8	170	R-So.	Wake Forest, N.C. (Heritage HS)
26	Willie DeBruce	LB	6-1	205	Fr.	Moultrie, Ga. (Colquitt County HS)	81	Jacob Robinson	WR	5-11	185	R-So.	Davidson, N.C. (Davidson Day School)
27	Trevor Childers	LB	6-1	190	Fr.	Lincolnton, N.C. (East Lincoln HS)	82	Tyler Sexton	TE	6-4	250	R-Sr.	Flat Rock, N.C. (East Henderson HS)
28	Terrance Wilson	DB	5-9	180	R-Jr.	Suwanee, Ga. (Buffalo / Buford HS)	83	Ian Berryman	P/K	6-0	205	R-Jr.	Marietta, Ga. (Fellowship Christian School)
29	Marvin Tillman	DB	6-1	195	Jr.	Bridgeport, Conn. (Southern Durham (N.C.) HS)	84	Owen Cosenke	TE	6-3	220	Fr.	Aldie, Va. (Fork Union Military / John Champe HS)
30	Michael Murphy	DB	6-2	190	R-Fr.	Spartanburg, S.C. (Spartanburg HS)	85	Randall Emerson	TE	6-2	215	R-Jr.	Wilmington, N.C. (Hoggard HS)
31	Jacob Finerty	DB	5-10	165	R-So.	Greensboro, N.C. (Eastern Guilford HS)	86	Tyran Reynolds	WR	6-1	200	R-Jr.	Crystal River, Fla. (Crystal River HS)
31	Darius Means	WR	5-9	160	R-Jr.	Charlotte, N.C. (Olympic HS)	87	Destry Barnwell	P	6-0	185	Sr.	Charlotte, N.C. (Hough HS)
32	Chris Seaborn	TE	6-2	215	Sr.	Atlanta, Ga. (BEST Academy)	88	Brad Swan, Jr.	WR	6-1	185	R-So.	Dallas, Ga. (North Paulding HS)
33	Curtis Roach	LB	6-1	200	R-Fr.	Cumming, Ga. (South Forsyth HS)	89	Joshua Gibson	K	5-8	165	Jr.	Andrews, N.C. (Wake Forest / Robbinsville HS)
34	Bruce Squires	LB	6-0	180	Fr.	Forest City, N.C. (Chase HS)	89	Alex McKinney	DL	6-3	235	Fr.	Bakersville, N.C. (Mitchell HS)
35	Keion Crossen	DB	5-10	180	Sr.	Garysburg, N.C. (Northampton County HS)	90	Solomon Clark	DL	6-0	250	Jr.	Richmond, Calif. (Laney College / Hercules HS)
36	Christian Yarborough	LB	6-0	200	R-Fr.	Indian Trail, N.C. (Metrolina Christian Academy)	91	Tyler Junius	DL	6-0	285	Sr.	Winder, Ga. (Winder-Barrow HS)
37	Ty Harris	LB	6-1	220	Fr.	Dacula, Ga. (Dacula HS)	92	Andrew Mayton	DL	6-3	240	R-Sr.	Midway, N.C. (North Davidson HS)
38	Bobby Gibbs	DB	5-10	195	R-Jr.	Randleman, N.C. (Randleman HS)	93	Kanaan Brock	DL	6-0	285	Fr.	Rutherfordton, N.C. (R-S Central HS)
39	Mitchell Berry	LB	6-1	225	Fr.	Clemmons, N.C. (West Forsyth HS)	94	Jake Helms	DL	6-2	265	So.	Mooreville, N.C. (Lake Norman HS)
40	Will Horton	K	5-10	165	Fr.	Acworth, Ga. (North Cobb HS)	95	Elijah Hall	DL	6-0	255	Fr.	Kannapolis, N.C. (A.L. Brown HS)
41	Tyler Mitchell	WR	5-7	170	R-So.	Shelby, N.C. (Thomas Jefferson Academy)	96	Tahjai Watt	LB	6-5	215	R-Sr.	Charlotte, N.C. (North Mecklenburg HS)
42	Hunter Jacobs	WR	5-10	190	R-Sr.	Hampstead, N.C. (Topsail HS)	97	Ezavian Dunn	DL	6-2	290	Sr.	Carboro, N.C. (Carboro HS)
43	Kendall White	LB	5-11	220	Sr.	Jacksonville, N.C. (White Oak HS)	98	Holden Edwards	DL	6-2	295	R-Fr.	Mount Ulla, N.C. (South Iredell HS)
44	Aubry Payne	TE	6-4	245	So.	Locust Grove, Ga. (Locust Grove HS)	99	Ricky Palao	DL	6-2	285	Fr.	Hoover, Ala. (Hoover HS)
45	James Foushee	RB	5-9	205	R-Jr.	Sanford, N.C. (Guilford College / Lee County HS)		Cameron Brown	LB	6-2	210	Fr.	Tallahassee, Fla. (Florida State Univ. School)
46	Austin Phillips	TE	6-1	220	So.	Newland, N.C. (Avery County HS)							

OFFENSE

QB	12	TYRIE ADAMS	6-2	185	R-SO.
	8	Ray Smith	6-1	190	R-Jr.
- or -	14	Wes Holcombe	6-1	190	R-Jr.
RB	21	DETREZ NEWSOME	5-10	210	SR.
	7	Corey Holloway	5-10	215	R-Jr.
- or -	20	Donnavan Spencer	5-10	190	R-Fr.
WR	5	TERRYON ROBINSON	5-11	195	R-SR.
	9	Keshaun Abel	6-4	185	Fr.
WR	1	STEFFON HILL	5-11	195	R-SR.
	81	Jacob Robinson	5-11	185	R-So.
WR	2	CONNELL YOUNG	6-0	200	SO.
	41	Tyler Mitchell	5-7	170	R-So.
TE	84	OWEN COSENKE	6-3	220	FR.
	44	Aubry Payne	6-4	245	So.
LT	63	ZACH WEEKS	6-3	285	R-JR.
	69	Chase Stehling	6-4	300	R-Jr.
LG	72	ANDREW MILES	6-4	300	R-JR.
	50	Walker Lanning	6-3	300	R-So.
C	65	KALEB SPRY	6-2	295	R-JR.
	62	Michael Harper	6-5	250	Fr.
RG	75	NATHAN DALTON	6-7	315	R-JR.
	51	Matthew Bair	6-4	280	R-Fr.
RT	68	TANNER POINDEXTER	6-3	295	R-SR.
	52	Grady Thomas	6-4	285	Fr.

DEFENSE

DE	97	EZAVIAN DUNN	6-2	290	SR.
	90	Solomon Clark	6-0	250	Jr.
DT	91	TYLER JUNIUS	6-0	285	SR.
	98	Holden Edwards	6-2	295	R-Fr.
DE	49	NATE LINK	6-2	255	JR.
	94	Jake Helms	6-2	265	So.
OLB	96	TAHJAI WATT	6-5	215	R-SR.
	26	Willie Debruce	6-1	205	Fr.
ILB	58	DANIEL RIDDLE	6-1	225	R-SR.
	48	Mitchell Chancey	6-0	225	Jr.
ILB	4	A.J. NEWMAN	6-1	220	SR.
	27	Trevor Childers	6-1	190	Fr.
OLB	43	KENDALL WHITE	5-11	220	SR.
	30	Michael Murphy	6-2	180	R-Fr.
CB	35	KEION CROSSEN	5-10	180	SR.
	18	Bryce Wilson	5-10	175	R-So.
S	29	MARVIN TILLMAN	6-1	195	JR.
	38	Bobby Gibbs	5-10	195	R-Jr.
S	22	JERMICHAEL WHITE	6-1	185	JR.
	19	Devarius Cortner	6-1	190	So.
CB	8	TRA HARDY	5-11	195	SR.
	14	Quintin Thames	5-11	170	Fr.

SPECIALISTS

PK	40	WILL HORTON	5-10	165	FR.
	47	JOEL POINSETTE	6-0	165	FR.
H	83	IAN BERRYMAN	6-0	205	R-JR.
	14	Wes Holcombe	6-1	190	R-Jr.
P	83	IAN BERRYMAN	6-0	205	R-JR.
	87	Destry Barnwell	6-0	185	So.
LS	64	CHARLES MCDONOUGH	6-4	215	R-FR.
	72	Andrew Miles	6-4	300	R-Jr.
KR	21	DETREZ NEWSOME	5-10	210	SR.
- AND -	7	COREY HOLLOWAY	5-10	210	R-JR.
	2	Connell Young	6-0	200	So.
PR	1	STEFFON HILL	5-11	195	R-SR.
	2	Connell Young	6-0	200	So.

WHO'S UP, WHO'S DOWN

IN THE PRESS BOX:

Brad Glenn	Offensive Coordinator
Zac Etheridge	Outside Linebackers
Mark Rhea	Defensive Line
Jake Thornton	Offensive Quality Control
Brian Volz	Defensive Assistant
Justin Carson	Defensive student assistant

ON THE FIELD:

Mark Speir	Head Coach
John Wiley	Defensive Coordinator
Blake Gideon	Defensive Secondary
John Holt	Offensive Line
Pat Mills	Tight Ends / Special Teams
Tyler Carlton	Wide Receivers
Reuben Wright	Running Backs

CATAMOUNT OFFENSE

QB	12	TYRIE ADAMS	6-2	185	R-SO.	Dual-threat QB...SoCon FR of the YR ... 4th in STATS Fr of the Yr voting ... 2016 SoCon Indoor/Outdoor Track High Jump Champ
	8	Ray Smith	6-1	190	R-Jr.	Transfer from ECU where he was a preferred walk-on ... Local product from Swain County HS ... 6,000 pass yds as prep
	14	Wes Holcombe	6-1	190	R-Jr.	Only played in 3 games before suffering a broken leg ... Returning from injury ... 148 career pass yards on 19 passes
RB	21	DETREZ NEWSOME	5-10	210	SR.	Led SoCon and NCAA in all-purpose yds ... 159.8 avg. all-purpose yds ... 2,628 career rush yds, 28 TDs ... PRE All-America (2x)
	7	Corey Holloway	5-10	215	R-Jr.	Downhill runner ... 434 career rush yards, six rush TDs ... 489 all-purpose yds ... Career-high 76 yards at Hawai'i
- or -	20	Donnavan Spencer	5-10	190	R-Fr.	"Scat back" with good speed, shifty runner ... Battled a lower extremity injury through fall camp ... 400 yds in gm as prep
WR	5	TERRYON ROBINSON	5-11	195	R-SR.	Led WCU & SoCon with 56 rec. in '14 (5.1 rec/gm); 2nd tm All-SoCon in '14; 177 catches for 2,014 career yds, 10 TDs
	9	Keshaun Abel	6-4	185	Fr.	Long, athletic, prototypical wide receiver ... Three-star recruit (Scout.com) ... Also ran track as a prep
WR	1	STEFFON HILL	5-11	195	R-SR.	Good speed, strong ... 5th-yr sr, back from injury (groin) ... Poised for strong finish ... 48 catches, 557 career yds, 2 TD
	81	Jacob Robinson	5-11	185	R-So.	Made debut, first catch at East Carolina ... 6 catches, 35 yds ... 81 catches & 1,392 rec yds in final 2 yrs as prep
WR	2	CONNELL YOUNG	6-0	200	SO.	Converted RB to WR ... 155 yds rushing with 4 TDs, 1 catch for 24 yds ... SoCon All-Freshman as returner
	41	Tyler Mitchell	5-7	170	R-So.	Yet to see game action; was impressive in Spring Game (4 catches, 96 yds) and fall camp ... 1,445 all-purpose prep yds
TE	84	OWEN COSENKE	6-3	220	FR.	Joined team as mid-season transfer, part of incoming class ... 1st team all-conference, 2nd tema All-Region as a prep
	44	Aubry Payne	6-4	255	So.	Career-high six catches for 44 yds at MER ... 15 rec., 146 yds ... SoCon All-Freshman tm ... 2x, 1st tm All-Region as prep
LT	63	ZACH WEEKS	6-3	285	R-JR.	2015 SoCon All-Freshman TM ... Redshirted in 2014 ... 3-year starter at Swain HS ... Conf. Lineman of Yr as prep
	69	Chase Stehling	6-4	300	R-Jr.	Redshirted in 2014, did not see action in 2015 ... OL, DL, & TE as a prep while also playing hoops and track & field
LG	72	ANDREW MILES	6-4	300	R-JR.	Returned from injury in 2015, took medical redshirt ... 23 career games along OL, 3 games started
	50	Walker Lanning	6-3	295	R-So.	Started all 11 games, four starts at RT, seven at RG ... Was early enrollee at WCU in spring, 2015
C	65	KALEB SPRY	6-2	295	R-JR.	Redshirted in '14 ... 18 career games played, 3 starts ... 2-year letterwinner, starter at C as HS senior ... 2-star prospect
	62	Michael Harper	6-5	250	Fr.	Played OL and DL as prep ... All-Prep and All-State at Fork Union ... Earned Distinguished Cadet Award at FUMA
RG	75	NATHAN DALTON	6-7	315	R-JR.	SoCon All-Freshman Tm in '15 ... 2nd team PRE All-SoCon in 2016, '17 ... Tm-high 53 knockdowns, 82% grade in '15
	51	Matthew Bair	6-4	280	R-Fr.	Did not see game action, redshirting in 2016 ... All-State as prep senior after grading out at 90% with 78 pancake blks
RT	68	TANNER POINDEXTER	6-3	295	R-SR.	Fifth-year senior ... 33 career games played, 19 games started ... Redshirted after injury in 2015
	52	Grady Thomas	6-4	285	Fr.	First-team All-USA South Carolina FB team ... Selected to 80th Shrine Bowl ... No. 5 wrestler in SC, County Champion

CATAMOUNT DEFENSE

DE	97	EZAVIAN DUNN	6-2	290	SR.	Two-time all-conf as prep ... 35 career gms, 69 stops, 4.5 TFL ... 3 career blocked placekicks; vs. WOF in '14, 2 vs. VMI '16
	90	Solomon Clark	6-0	250	Jr.	Juniro transfer from Laney College ... WCU debut at Hawai'i ... 17 gms at Laney, 37 tackles & 4 blk'd kicks
DT	91	TYLER JUNIUS	6-0	295	JR.	Has seen action in 29 games ... 56 career tackles, 3.5 TFL, 3 QBH ... Four-year starter as a prep ... SoCon Honor Roll in '14
	98	Holden Edwards	6-2	295	R-Fr.	Redshirted ... Four-year varsity letter winner as a prep ... Two-time all-conference ... 163 tackles, 50 TFLs as prep
DE	49	NATE LINK	6-2	255	JR.	Junior transfer from UL-Monroe ... 9 games played at ULM, five tackles ... All-State, All-District as a prep
	94	Jake Helms	6-2	265	So.	9 games played in freshman year, two starts ... 21 tackles, 7 solo ... 2.5 TFLs, sack ... Father, Kell, played LB at WCU
OLB	96	TAHJAI WATT	6-5	210	R-JR.	Very athletic, pass rush specialist, converted DE ... Played in 30 games ... 77 career tackles, 42 solo stops and 5.0 TFL
	26	Willie Debruce	6-1	205	Fr.	Part of two HS state championships as SO and JR ... All-Region selection as SR, 89 tackles with 68 solo stops
ILB	58	DANIEL RIDDLE	6-1	225	R-SR.	Led WCU in tckls 7x in '14 ... 244 career tckls, 8.0 TFL, 3 FF, 2 INT ... 11 double-digit tckl gms ... 2016 PRE 1st TM All-SoCon
	48	Mitchell Chancey	6-0	225	Jr.	19 career games, mostly on SpTms & DEF reserve ... 9 career tackles ... 2014 MAC Defensive Player of the Year, All-WNC
ILB	4	A.J. NEWMAN	6-1	220	SR.	32 gms, 22 starts ... 154 tackles, 70 solo ... 2x SoCon Academic Honor Roll ... CoSIDA Academic All-District 3 in 2016
	27	Trevor Childers	6-1	190	Fr.	Three-year prep letter winner ... School-record 366 career tackles, six sacks ... Also played RB as a senior
OLB	43	KENDALL WHITE	5-11	220	SR.	Played in 34 career games, mostly as a reserve and special teams ... 91 total tackles, 50 solo stops, 1.5 TFL, 2 INTs
	30	Michael Murphy	6-2	180	R-Fr.	Redshirted ... All-Region II-4A as a senior ... All-Area second team ... State champion as a junior
CB	35	KEION CROSSEN	5-10	180	SR.	Played in 34 gms ... 98 tackles, 67 solo stops ... 12 PBUs, 3 career INTs ... SoCon DEF PotW in '16 ... PRE All-SoCon 2nd tm
	18	Bryce Wilson	5-10	195	R-Jr.	Played in 10 gms ... Three-time defensive MVP as a prep ... Father played baseball at Morehouse College
S	29	MARVIN TILLMAN	6-1	190	JR.	Athletic DB ... 21 gms played, 107 tckls ... 2015 SoCon All-Freshman Tm ... Career-high 12 tckls at #4 UTC; 10 at FUR
	38	Bobby Gibbs	5-10	195	R-Jr.	Three career games played as defensive reserve ... Four career tackles, 2 at ECU ... Worked his way onto the two-deep
S	22	JERMICHAEL WHITE	6-1	185	JR.	16 career games ... 25 career tackles, 13 solo stops ... Career-high three tackles five times ... Strong preseason camp
	19	Devarius Cortner	6-1	190	So.	2nd yr ... 8 games played, 7 tackles ... QB & DB as prep ... Two-star athlete by Rivals.com & 247Sports
CB	8	TRA HARDY	5-11	195	SR.	22 career gms played, 2 starts ... 25 tackles, 19 solo stops ... 2.0 TFLs ... Career-high four tackles vs. SAM in 2015
	14	Quintin Thames	5-11	170	Fr.	Part of 7-A championship team as a senior ... All-County selection ... Also rank track, long jump as a prep

CATAMOUNT SPECIALISTS

PK	40	WILL HORTON	5-10	165	FR.	Injured much of preseason camp (lower extremity injury) ... First team All-State ... 4.5 star rating at Chris Sailer kicking
	47	Joel Poinsette	6-0	165	Fr.	With injury to Horton in preseason, won starting kicking battle ... Had 2 kicks blocked at Hawai'i in his collegiate debut
P	83	IAN BERRYMAN	6-0	205	R-JR.	Long 65-yd punt vs. SAM ... 114 career punts ... 34 kicks of 50+ yds and 41 downed inside opp. 20 ... PRE All-SoCon, All-America
	87	Destry Bamwell	6-0	190	Sr.	Starting punter in 2014 with 39.8 yds per punt avg. ... Good preseason battle in 2015 & 2016 with Berryman
LS	64	CHARLES MCDONOUGH	6-4	215	R-FR.	First-year LS, replacing a 4-yr starter in Chandler Addertion ... 4.5 star rating from Rubio Long Snapping Camp

- SINCE 1983 -

DATE	OPPONENT	RESULT	SCORE
Oct. 15, 1983	at #5 Furman.....	T	17 17
Nov. 26, 1983	#12 Colgate ¹	W	24 23
Dec. 3, 1983	at #3 Holy Cross ¹	W	28 21
Dec. 10, 1983	at #2 Furman ¹	W	14 7
Dec. 17, 1983 *	vs. #1 Southern Illinois ²	L	43 7
Oct. 27, 1984	at #12 Furman.....	W	20 19
Oct. 5, 1985	at #3 Marshall.....	T	10 10
Sept. 19, 1987	#10 Furman.....	W	20 14
Oct. 24, 1987	#20 Georgia Southern.....	L	16 37
Nov. 14, 1987	at #20 Marshall.....	L	16 47
Nov. 21, 1987	#2 Appalachian State.....	L	13 33
Oct. 22, 1988	#15 Eastern Kentucky.....	L	14 32
Oct. 29, 1988	at #10 Furman.....	L	0 31
Nov. 5, 1988	at #16 Appalachian State.....	L	21 42
Nov. 12, 1988	#6 Marshall.....	L	6 52
Sept. 2, 1989	at #4 Eastern Kentucky.....	L	13 31
Oct. 7, 1989	vs. #7 The Citadel ³	T	22 22
Oct. 28, 1989	#3 Furman.....	L	3 17
Nov. 18, 1989	#7 Appalachian State.....	L	7 31
Oct. 6, 1990	#18 The Citadel.....	L	10 21
Oct. 27, 1990	at #8 Furman.....	L	9 42
Sept. 28, 1991	#3 Furman.....	L	14 42
Oct. 12, 1991	at #6 Georgia Southern.....	L	6 44
Nov. 2, 1991	at #19 Marshall.....	L	24 27
Nov. 16, 1991	at #18 Appalachian State.....	L	12 14
Oct. 24, 1992	#6 The Citadel.....	L	31 36
Oct. 31, 1992	#2 Marshall.....	W	38 30
Oct. 2, 1993	#23 Furman.....	W	23 20
Oct. 9, 1993	at #8 Georgia Southern.....	L	18 19
Nov. 20, 1993	at #9 Marshall.....	L	16 20
Oct. 15, 1994	at #1 Marshall.....	L	14 38
Nov. 12, 1994	#12 Appalachian State.....	L	7 12
Oct. 7, 1995	at #13 Georgia Southern.....	L	0 42
Oct. 14, 1995	#3 Marshall.....	L	3 42
Nov. 11, 1995	at #2 Appalachian State.....	L	3 28
Oct. 5, 1996	at #15 Furman.....	L	30 45
Oct. 19, 1996	at #1 Marshall.....	L	21 56
Sept. 27, 1997	at #14 East Tenn. State.....	L	18 28
Oct. 4, 1997	#18 Furman.....	W	17 16
Oct. 11, 1997	at #11 Georgia Southern.....	L	7 30
Nov. 15, 1997	at #15 Appalachian State.....	L	7 13
Oct. 10, 1998	#2 Georgia Southern.....	L	21 28
Nov. 21, 1998	#2 Appalachian State.....	W	23 6
Sept. 25, 1999	at #25 East Tenn. State.....	L	10 31
Oct. 9, 1999	at #1 Georgia Southern.....	L	7 70
Nov. 13, 1999	at #5 Appalachian State.....	L	10 34
Sept. 30, 2000	at #6 Furman.....	L	14 38
Oct. 7, 2000	#1 Georgia Southern.....	L	24 42
Nov. 11, 2000	#13 Appalachian State.....	L	28 35
Sept. 29, 2001	#4 Furman.....	L	13 31
Oct. 6, 2001	at #1 Georgia Southern.....	L	14 50
Nov. 10, 2001	at #11 Appalachian State.....	L	24 34
Oct. 5, 2002	at #5 Furman.....	L	23 24
Oct. 12, 2002	#16 Georgia Southern.....	L	24 41
Nov. 16, 2002	#8 Appalachian State.....	L	14 24
Oct. 4, 2003	#6 Furman.....	L	13 19
Oct. 11, 2003	at #11 Georgia Southern.....	L	25 31
Oct. 18, 2003	#8 Wofford.....	L	6 38
Oct. 2, 2004	at #2 Furman.....	L	10 31
Oct. 9, 2004	#3 Georgia Southern.....	L	16 38
Oct. 16, 2004	at #6 Wofford.....	L	12 15
Sept. 10, 2005	#2 Furman.....	W	41 21
Oct. 8, 2005	at #21 Georgia Southern.....	L	7 45
Nov. 12, 2005	at #7 Appalachian State.....	L	7 35
Sept. 16, 2006	#19 Eastern Kentucky.....	W	20 17
Sept. 23, 2006	at #3 Furman.....	L	7 42
Sept. 30, 2006	#25 Georgia Southern.....	L	14 24
Nov. 11, 2006	#1 Appalachian State.....	L	9 31
Oct. 25, 2007	#11 Wofford.....	L	44 47
Nov. 10, 2007	at #7 Appalachian State.....	L	35 79
Sept. 13, 2008	#25 Liberty.....	L	16 19
Sept. 27, 2008	at #24 The Citadel.....	L	14 34
Oct. 11, 2008	at #21 Furman.....	L	21 28
Oct. 18, 2008	at #6 Wofford.....	L	14 42
Nov. 8, 2008	at #11 Elon.....	L	14 33
Nov. 22, 2008	#2 Appalachian State.....	L	10 35
Nov. 7, 2009	#6 Elon.....	L	17 42
Nov. 21, 2009	at #6 Appalachian State.....	L	14 19
Oct. 16, 2010	at #14 Wofford.....	L	14 45

DATE	OPPONENT	RESULT	SCORE
Oct. 23, 2010	#1 Appalachian State.....	L	14 37
Sept. 24, 2011	at #1 Georgia Southern.....	L	20 52
Nov. 5, 2011	#9 Wofford.....	L	24 42
Nov. 12, 2011	at #8 Appalachian State.....	L	14 46
Sept. 15, 2012	at #9 Wofford.....	L	20 49
Oct. 6, 2012	#8 Georgia Southern.....	L	13 45
Oct. 27, 2012	#15 Appalachian State.....	L	27 38
Oct. 19, 2013	#12 Wofford.....	L	17 21
Nov. 1, 2014	#12 Chattanooga.....	L	0 51
Oct. 31, 2015	#4 Chattanooga.....	L	13 41
Oct. 1, 2016	#9 The Citadel.....	L	14 37
Oct. 22, 2016	at #20 Samford.....	L	17 30
Oct. 29, 2016	#8 Chattanooga.....	L	25 38

OVERALL RECORD (since 1983):..... 11 - 78 - 3

HOME VS. FCS RANKED TEAMS: 8 - 34 - 0

Last Win: Sept. 16, 2006 - 20-17 over #19 Eastern Kentucky

AWAY VS. FCS RANKED TEAMS: 3 - 43 - 2

Last Win: Oct. 27, 1984 - 20-19 over #12 Furman

NEUTRAL VS. FCS RANKED TEAMS: 0 - 1 - 1

¹ - NCAA I-AA (FCS) National Playoffs ² - NCAA I-AA (FCS) National Championship; Charleston, S.C.
³ - Game played at South Carolina's Williams-Bryce Stadium, Columbia, S.C. due to damage in Charleston from Hurricane Hugo

RECORD AGAINST FCS NATIONAL RANKING:

No. 1.....	0-9-0	No. 14.....	0-2-0
No. 2.....	4-5-0	No. 15.....	0-4-0
No. 3.....	1-5-1	No. 16.....	0-2-0
No. 4.....	0-3-0	No. 17.....	0-0-0
No. 5.....	0-2-1	No. 18.....	1-3-0
No. 6.....	0-9-0	No. 19.....	1-1-0
No. 7.....	0-3-1	No. 20.....	0-3-0
No. 8.....	0-7-0	No. 21.....	0-2-0
No. 9.....	0-3-0	No. 22.....	0-0-0
No. 10.....	1-1-0	No. 23.....	1-0-0
No. 11.....	0-5-0	No. 24.....	0-1-0
No. 12.....	2-3-0	No. 25.....	0-3-0
No. 13.....	0-2-0		

vs. NCAA FBS TEAMS SINCE 1998

YEAR	OPPONENT	STADIUM	CAPACITY	ATTENDANCE	RESULT
2017	at North Carolina	Kenan Memorial	62,980		
2017	at Hawai'i	Aloha	50,000	25,472	L, 41-18
2016	at South Carolina	Williams-Brice	80,250	76,650	L, 44-31
2016	at East Carolina	Dowdy-Ficklen	50,000	44,161	L, 52-7
2015	at Texas A&M	Kyle Field	102,577	101,583	L, 41-17
2015	at Tennessee	Neyland	102,455	102,136	L, 55-10
2014	at Alabama	Bryant-Denny	101,821	101,325	L, 48-14
2014	at South Florida	Raymond James	65,857	31,642	L, 36-31
2013	at Auburn	Jordan-Hare	87,451	84,171	L, 62-3
2013	at Virginia Tech	Lane	65,632	61,335	L, 45-3
2013	at Middle Tenn.	Johnny "Red" Floyd	30,788	20,011	L, 45-24
2012	at Alabama	Bryant-Denny	101,821	101,126	L, 49-0
2012	at Marshall	Joan C. Edwards	38,019	25,317	L, 52-24
2011	at Georgia Tech	Bobby Dodd	55,000	42,132	L, 63-21
2010	at NC State	Carter-Finley	57,583	56,417	L, 48-7
2009	at Vanderbilt	Vanderbilt	39,773	36,350	L, 45-0
2008	at Florida State	Doak Campbell	82,300	73,024	L, 69-0
2007	at Georgia	Sanford	92,138	92,138	L, 45-16
2007	at Alabama	Bryant-Denny	90,233	90,233	L, 52-6
2006	at Florida	Ben Hill Griffen	90,233	90,233	L, 62-0
2005	at Cincinnati	Nipert	35,000	22,637	L, 7-3
2004	at Alabama	Bryant-Denny	83,818	77,306	L, 52-0
2003	at NC State	Carter-Finley	53,800	53,800	L, 59-20
2003	at Duke	Wallace Wade	33,941	18,800	L, 29-3
2002	at Auburn	Jordan-Hare	86,063	80,067	L, 56-0
2001	at Louisville	Papa John's	42,000	35,214	L, 31-7
2000	at LSU	Tiger	91,600	87,188	L, 58-0
1999	at Maryland	Byrd	48,055	36,376	L, 51-10
1998	at Duke	Wallace Wade	33,941	22,460	L, 24-10

2017 Southern Conference Standings

C/S	Team	SO CON					OVERALL				
		W	L	Pct	Pts	Opp	W	L	Pct	Pts	Opp
10/10	Wofford	1	0	1.000	24	23	1	0	1.000	24	23
13 / 14	The Citadel	0	0	.000	0	0	1	0	1.000	31	14
-- / RV	ETSU	0	0	.000	0	0	1	0	1.000	31	10
RV / RV	Mercer	0	0	.000	0	0	1	0	1.000	48	7
17 / 17	Samford	0	0	.000	0	0	1	0	1.000	28	23
14 / 13	Chattanooga	0	0	.000	0	0	0	1	.000	13	27
	VMI	0	0	.000	0	0	0	1	.000	0	62
-- / RV	Western Carolina	0	0	.000	0	0	0	1	.000	18	41
-- / RV	Furman	0	1	.000	23	24	0	1	.000	23	24

C - FCS Coaches Poll; S - STATS FCS Top 25 Poll

SoCon Games This Week**THURSDAY, SEPT. 7**

West Alabama at Samford, 7 pm (ESPN3)

SATURDAY, SEPT. 9

The Citadel at Presbyterian, Noon

Elon at Furman, 1 pm (ESPN3)

Catawba at VMI, 1:30 pm (ESPN3)

* Wofford at Mercer, 4 pm (ESPN3)

ETSU at James Madison, 6 pm (MadiZone)

Davidson at Western Carolina, 6 pm (ESPN3)

Chattanooga at LSU, 7:30 pm (SEC Alt.)

**2016 SOUTHERN CONFERENCE FOOTBALL PRESEASON POLLS****HEAD COACHES' POLL**

1. Wofford (7)..... 63
2. The Citadel (2)..... 54
3. Samford..... 52
4. Chattanooga..... 41
5. Mercer..... 32
6. Western Carolina..... 27
7. Furman..... 26
8. ETSU..... 17
9. VMI..... 12

SoCon SPORTS MEDIA POLL

1. Wofford (11)..... 178
2. The Citadel (6)..... 166
3. Samford (3)..... 156
4. Chattanooga (2)..... 152
5. Mercer..... 101
6. Furman..... 87
7. Western Carolina..... 71
8. ETSU..... 49
9. VMI..... 30

2017 SOUTHERN CONFERENCE COACHES PRESEASON ALL-CONFERENCE TEAMS:

Preseason Offensive Player of the Year: Devlin Hodges, Jr., QB, SAM

Preseason Defensive Player of the Year: Kailik Williams, Sr., DB, CIT

FIRST TEAM**OFFENSE**

QB Devlin Hodges, R-Jr., SAM
 RB Cam Jackson, Sr., CIT
 RB DETREZ NEWSOME, SR., WCU
 OL Tyler Davis, Jr., CIT
 OL Matthew Schmidt, Sr., FUR
 OL Thomas Marchman, Sr., MER
 OL Josh Cardiello, Sr., UTC
 OL Roo Daniels, Sr., WOF
 TE Sam Walker, R-Jr., MER
 WR Kelvin McKnight, Jr., SAM
 WR TERRYON ROBINSON, R-SR., WCU

SECOND TEAM**OFFENSE**

QB Alejandro Bennifield, Sr., UTC
 RB Antonio Wilcox, Sr., FUR
 RB Richardre Bagley, Sr., UTC
 OL Alex Rios, Sr., ETSU
 OL Caleb Yates, Sr., MER
 OL Malcolm White, So., UTC
 OL NATHAN DALTON, R-JR., WCU
 OL Ross Demmel, Jr., WOF
 TE Chandler Gouger, Sr., WOF
 WR Marquise Irvin, Jr., MER
 WR James Stovall, Sr., UTC

DEFENSE

DL Ahmad Gooden, R-Jr., SAM
 DL Isaiah Mack, Jr., UTC
 DL Miles Brown, Jr., WOF
 DL Tyler Vaughn, Sr., WOF
 LB Shaheed Salmon, Sr., SAM
 LB Dale Warren, Sr., UTC
 LB Allan Crastenberg, Sr., VMI
 LB Datavious Wilson, So., WOF
 DB Kailik Williams, Sr., CIT
 DB Omari Williams, Sr., SAM
 DB Lucas Webb, Sr., UTC
 DB Devin Watson, Jr., WOF

DEFENSE

DL Ken Allen, Jr., CIT
 DL Jonathan King, Sr., CIT
 DL Jaylan Reid, R-Jr., FUR
 DL Isaiah Buehler, R-Jr., MER
 LB Myles Pierce, Sr., CIT
 LB Dylan Weigel, R-Jr., ETSU
 LB Ryan Francis, R-Sr., VMI
 DB Aaquil Annoor, Jr., FUR
 DB Trevor Wright, Sr., UTC
 DB Greg Sanders, Sr., VMI
 DB KEION CROSSEN, SR., WCU
 DB George Gbese, So., WOF

SPECIALISTS

PK Cole Fisher, Jr., MER
 P IAN BERRYMAN, JR., WCU
 RS DETREZ NEWSOME, SR., WCU

SPECIALISTS

PK J.J. Jerman, Jr., ETSU
 P Austin Barnard, R-Sr., SAM
 RS Chandler Curtis, Sr., MER

**The Southern Conference**

702 North Pine Street

Spartanburg, SC 29303

Office: (864) 591-5100 - Fax: (864) 591-3448

www.SoConSports.com

Commissioner: John Iamarino

Senior Associate Commissioner: Geoff Cabe

Associate Commissioner: Sue Arakas

Football Contact: Phil Perry

Assistant Commissioner for Media Relations

pperry@socon.org | (864) 591-5100

Haley Shotwell / Asst. Director of Media Relations / hshotwell@socon.org

Phillip Marcello / Media Relations Asst. / pmarcello@socon.org

CAREER PASSING STATS

#8 RAY SMITH QB

2017	Att	Comp	Int	Pct	Yards	TD	Long	Sack	- Yds
at Hawai'i	1	0	0	0.0	0	0	0	1	-9
SEASON.....	1	0	0	0.0	0	0	0	1	-9

#14 WES HOLCOMBE QB

2016	Att	Comp	Int	Pct	Yards	TD	Long	Sack	- Yds
at East Carolina	3	1	0	33.3	5	0	5	0	0
The Citadel	3	1	0	33.3	1	0	1	1	-6
SEASON	6	2	0	33.3	6	0	5	1	-6

2015	Att	Comp	Int	Pct	Yards	TD	Long	Sack	- Yds
Mars Hill	3	1	0	33.3	10	0	10	0	0
at Tennessee.....	8	5	0	62.5	43	0	15	0	0
Mercer.....	16	10	0	62.5	77	0	19	1	-8
Furman	1	0	0	0.0	0	0	0	0	0
SEASON.....	28	16	0	59.3	130	0	19	1	-8

2014	Att	Comp	Int	Pct	Yards	TD	Long	Sack	- Yds
at Presbyterian.....	1	0	1	0.0	0	0	0	0	0
Wofford	0	0	0	0.0	0	0	0	0	0
Chattanooga.....	2	1	0	50.0	12	0	12	0	0
SEASON.....	3	1	1	33.3	12	0	12	0	0
CAREER.....	37	19	1	51.4	148	0	19	1	-14

#12 TYRIE ADAMS..... QB

2017	Att	Comp	Int	Pct	Yards	TD	Long	Sack	- Yds
at Hawai'i	40	23	1	57.5	270	1	26	4	-19
SEASON.....	40	23	1	57.5	270	1	26	4	-19

2016	Att	Comp	Int	Pct	Yards	TD	Long	Sack	- Yds
at East Carolina	24	12	1	50.0	167	0	48	0	0
Gardner-Webb	43	36	2	83.7	427	5	45	0	0
at ETSU.....	39	26	0	66.7	343	2	45	4	-11
The Citadel	19	10	1	52.6	90	0	24	7	-57
Wofford	48	31	1	64.5	285	2	38	3	-20
at Mercer	39	25	2	64.1	384	2	43	1	-9
at Samford	31	17	1	54.8	122	1	14	4	-23
Chattanooga.....	23	13	0	56.5	117	1	21	4	-22
VMI.....	31	21	1	67.7	207	1	53	2	-21
at Furman	27	19	0	70.4	295	1	61	3	-15
at South Carolina.....	18	7	0	38.9	131	0	57	1	-6
SEASON.....	342	217	8	63.5	2,568	15	61	29	-184

2015	Att	Comp	Int	Pct	Yards	TD	Long	Sack	- Yds
REDSHIRTED.....									
CAREER.....	382	240	9	62.8	2,838	16	61	33	-203

#21 DETREZ NEWSOME..... RB

2015	Att	Comp	Int	Pct	Yards	TD	Long	Sack	- Yds
Mars Hill.....	1	1	0	1.000	75	1	75	0	0
SEASON.....	1	1	0	1.000	75	1	75	0	0

#11 JORDAN MATHIS..... WR

2015	Att	Comp	Int	Pct	Yards	TD	Long	Sack	- Yds
Samford	1	1	0	1.000	39	1	39	0	0
SEASON.....	1	1	0	1.000	39	1	39	0	0

CAREER RUSHING STATS

#1 STEFFON HILL WR

2016	No	Gain	Loss	Net	TD	Lg	Avg
Game							
No Rushing Attempts							
SEASON.....							

2015	No	Gain	Loss	Net	TD	Lg	Avg
Game							
at #4 Chattanooga.....	2	9	0	9	0	5	4.5
Furman.....	3	14	1	13	1	12	4.3
at Texas A&M.....	2	2	1	1	0	2	0.5
at VMI.....	2	16	0	16	0	12	8.0
SEASON.....	9	41	2	39	1	12	4.3
CAREER.....	9	41	2	39	1	12	4.3

#2 CONNELL YOUNGRB

2016	No	Gain	Loss	Net	TD	Lg	Avg
Game							
at East Carolina.....	2	1	2	-1	0	1	-0.5
Gardner-Webb.....	3	12	0	12	0	8	4.0
at Mercer.....	3	11	0	11	1	8	3.7
at Samford.....	5	23	0	23	0	12	4.6
Chattanooga.....	8	28	2	26	0	9	3.2
VMI.....	6	14	0	14	1	10	2.3
at Furman.....	8	42	0	42	0	12	5.2
at South Carolina.....	9	31	3	28	2	16	3.1
SEASON.....	44	162	7	155	4	16	3.5

#7 COREY HOLLOWAYRB

2017	No	Gain	Loss	Net	TD	Lg	Avg
Game							
at Hawai'i.....	8	76	0	76	1	49	9.5
SEASON.....	8	76	0	76	1	49	9.5

2016	No	Gain	Loss	Net	TD	Lg	Avg
Game							
at East Carolina.....	7	25	0	25	0	10	3.6
Gardner-Webb.....	6	20	0	20	0	8	3.3
at ETSU.....	3	19	0	19	0	10	6.3
Wofford.....	1	1	0	1	0	1	1.0
at Mercer.....	5	4	5	-1	0	3	-0.2
at Samford.....	8	41	0	41	0	19	5.1
Chattanooga.....	3	5	0	5	0	3	1.7
VMI.....	5	9	0	9	1	4	1.8
SEASON.....	38	124	5	119	1	19	3.3

2015	No	Gain	Loss	Net	TD	Lg	Avg
Game							
Mars Hill.....	9	58	0	58	1	18	6.4
at Tennessee.....	8	29	2	27	0	9	3.4
Presbyterian.....	15	59	1	58	0	11	3.9
Mercer.....	4	24	0	24	0	7	6.0
at Wofford.....	5	22	0	22	1	9	4.4
Samford.....	11	50	0	50	2	14	4.5
at #4 Chattanooga.....	1	0	0	0	0	0	0.0
SEASON.....	53	242	3	239	4	18	4.5
CAREER.....	99	442	8	434	6	49	4.4

#8 RAY SMITH QB

2017	No	Gain	Loss	Net	TD	Lg	Avg
Game							
at Hawai'i.....	2	11	9	2	0	11	1.0
SEASON.....	2	11	9	2	0	11	1.0

#11 JORDAN MATHIS..... WR

2016	No	Gain	Loss	Net	TD	Lg	Avg
Game							
No Rushing Attempts							
SEASON.....							

2015	No	Gain	Loss	Net	TD	Lg	Avg
Game							
at #4 Chattanooga.....	1	0	0	0	0	0	0.0
SEASON.....	1	0	0	0	0	0	0.0

#12 TYRIE ADAMS..... QB

2017	No	Gain	Loss	Net	TD	Lg	Avg
Game							
at Hawai'i.....	23	147	40	107	0	28	4.7
SEASON.....	23	147	40	107	0	28	4.7

2016	No	Gain	Loss	Net	TD	Lg	Avg
Game							
at East Carolina.....	11	57	6	51	0	13	4.6
Gardner-Webb.....	13	83	0	83	0	12	6.4
at ETSU.....	11	49	12	37	0	21	3.4
The Citadel.....	10	19	66	-47	0	12	-4.7
Wofford.....	8	24	21	3	0	9	0.4
at Mercer.....	4	13	9	4	0	8	1.0
at Samford.....	15	71	23	48	0	13	3.2
Chattanooga.....	15	55	32	23	0	16	1.5
VMI.....	10	38	25	13	0	10	1.3
at Furman.....	13	68	18	50	0	25	3.8
at South Carolina.....	13	103	10	93	0	24	7.2
SEASON.....	123	580	222	358	0	25	2.9
CAREER.....	146	727	262	465	0	28	3.2

#14 WES HOLCOMBE..... QB

2016	No	Gain	Loss	Net	TD	Lg	Avg
Game							
at East Carolina.....	2	23	0	23	0	14	11.5
Gardner-Webb.....	1	1	0	1	0	1	1.0
The Citadel.....	1	0	6	-6	0	0	-6.0
SEASON.....	4	24	6	18	0	14	8.0

2015	No	Gain	Loss	Net	TD	Lg	Avg
Game							
at Tennessee.....	2	9	3	6	0	9	3.0
Mercer.....	4	17	8	9	0	9	2.2
SEASON.....	6	26	11	15	0	9	2.5

2014	No	Gain	Loss	Net	TD	Lg	Avg
Game							
Chattanooga.....	2	1	5	-4	0	1	-2.0
SEASON.....	2	1	5	-4	0	1	-2.0
CAREER.....	12	41	22	19	0	14	1.6

#16 SKYLER MATHESON..... TE

2016	No	Gain	Loss	Net	TD	Lg	Avg
Game							
No Rushing Attempts							
SEASON.....							

#20 DONNAVAN SPENCERRB

2017	No	Gain	Loss	Net	TD	Lg	Avg
Game							
at Hawai'i.....	1	0	0	0	0	0	0.0
SEASON.....	1	0	0	0	0	0	0.0

2016	No	Gain	Loss	Net	TD	Lg	Avg
Game							
No Rushing Attempts							
SEASON.....							

#21 DETREZ NEWSOME.....RB

2017	No	Gain	Loss	Net	TD	Lg	Avg
Game							
at Hawai'i.....	14	44	17	27	0	15	1.9
SEASON.....	14	44	17	27	0	15	1.9

2016	No	Gain	Loss	Net	TD	Lg	Avg
Game							
at East Carolina.....	16	57	7	50	1	13	3.1
Gardner-Webb.....	19	148	0	148	1	52	7.8
at ETSU.....	11	34	2	32	2	12	2.9
The Citadel.....	9	98	4	94	1	65	10.4
Wofford.....	9	45	3	42	0	20	4.7
at Mercer.....	20	90	5	85	0	17	4.2
at Samford.....	7	22	1	21	0	7	3.0
Chattanooga.....	16	278	1	277	2	95	17.3
VMI.....	19	112	1	111	0	18	5.8
at Furman.....	9	56	0	56	2	14	6.2
at South Carolina.....	21	115	0	115	1	39	5.5
SEASON.....	156	1,055	241	814	10	95	6.6

2015	No	Gain	Loss	Net	TD	Lg	Avg
Game							
Mars Hill.....	8	43	2	41	1	11	5.1
at The Citadel.....	16	123	2	121	1	45	7.6
at Tennessee.....	10	128	0	128	1	64	12.8
Presbyterian.....	25	191	2	189	2	72	7.6
Mercer.....	15	71	12	59	1	22	3.9
at Wofford.....	12	33	6	27	0	7	2.2
Samford.....	24	71	2	69	1	8	2.9
at #4 Chattanooga.....	12	40	1	39	1	10	3.2
Furman.....	21	184	0	184	0	68	8.8
at Texas A&M.....	17	123	12	111	0	65	6.5
at VMI.....	30	152	11	141	1	30	4.7
SEASON.....	188	1,159	50	1,109	9	72	5.9

2014	No	Gain	Loss	Net	TD	Lg	Avg
Game							
at USF.....	2	1	2	-1	0	1	-0.5
Brevard.....	7	88	0	88	2	33	12.6
Catawba.....	7	21	0	21	2	6	3.0
at Furman.....	11	40	4	36	2	15	3.3
at Presbyterian.....	13	74	5	69	0	17	5.3
Wofford.....	10	36	7	29	1	24	2.9
at Mercer.....	16	80	4	76	0	23	4.8
The Citadel.....	11	124	1	123	2	38	11.2
Chattanooga.....	3	4	6	-2	0	4	-0.7
at Samford.....	7	17	1	16	0	7	2.3
VMI.....	7	34	0	34	0	16	4.9
at Alabama.....	2	0	1	-1	0	0	-0.5
SEASON.....	95	519	31	488	9	38	5.1
CAREER.....	456	2,777	122	2,655	28	95	5.8

#45 JAMES FOUSHEE.....RB

2016	No	Gain	Loss	Net	TD	Lg	Avg
Game							
No Rushing Attempts							
SEASON.....							

CAREER RECEIVING STATS

#1 STEFFON HILL WR

Game	No	Yds	TD	Long
at Hawai'i	3	26	0	12
SEASON.....	3	26	0	12

Game	No	Yds	TD	Long
at East Carolina	4	46	0	16
SEASON.....	4	46	0	16

Game	No	Yds	TD	Long
Mars Hill	8	58	0	11
at The Citadel.....	1	16	0	16
at Wofford	1	15	0	15
Samford	6	119	0	62
at #4 Chattanooga.....	5	72	1	43
Furman	10	130	1	36
at Texas A&M.....	4	30	0	9
at VMI.....	3	17	0	15
SEASON.....	38	457	2	62

Game	No	Yds	TD	Long
Chattanooga.....	1	4	0	4
SEASON.....	1	4	0	4

Game	No	Yds	TD	Long
Elon	2	24	0	12
SEASON.....	2	24	0	12
CAREER	48	557	2	62

#2 CONNELL YOUNG RB

Game	No	Yds	TD	Long
at Hawai'i	4	43	0	14
SEASON.....	4	43	0	14

Game	No	Yds	TD	Long
at Furman	1	24	0	24
SEASON.....	1	24	0	24
CAREER	5	67	0	24

#5 TERRYON ROBINSON WR

Game	No	Yds	TD	Long
at Hawai'i	9	71	1	16
SEASON.....	9	71	1	16

Game	No	Yds	TD	Long
at East Carolina	5	85	0	48
Gardner-Webb	9	80	1	20
at ETSU.....	8	96	0	21
The Citadel	4	48	0	23
Wofford	15	99	2	12
at Mercer.....	8	106	1	43
at Samford	5	37	1	14
Chattanooga.....	4	46	0	21
VMI.....	9	92	1	53
at Furman	3	40	0	26
at South Carolina.....	1	9	0	9
SEASON.....	71	738	6	53

Game	No	Yds	TD	Long
INJURED				

Game	No	Yds	TD	Long
at USF.....	15	121	1	16
Brevard.....	3	61	0	34
Catawba	3	29	0	12
at Presbyterian.....	5	60	0	21
at Mercer.....	2	6	0	15
The Citadel	10	183	0	43
Chattanooga.....	2	14	0	9
at Samford	4	42	0	18
VMI.....	12	127	0	31
SEASON.....	56	643	1	34

2013

Game	No	Yds	TD	Long
at Middle Tennessee	4	78	1	35
The Citadel	5	56	0	16
Mars Hill	4	46	0	14
at Samford	2	19	0	12
at Chattanooga.....	5	91	1	46
at Auburn.....	1	35	0	35
#12 Wofford	3	52	0	34
Elon	2	44	0	34
at Georgia Southern.....	4	45	0	20
Furman	6	58	0	16
at Appalachian State	5	38	0	24
SEASON.....	41	562	2	46
CAREER	177	2,014	10	53

#7 COREY HOLLOWAY RB

Game	No	Yds	TD	Long
None				
SEASON.....				

2015

Game	No	Yds	TD	Long
at Tennessee.....	2	5	0	5
Mercer.....	2	6	0	4
at Wofford	1	3	0	3
Samford	1	0	0	0
at #4 Chattanooga.....	3	6	0	4
SEASON.....	9	20	0	5
CAREER	9	20	0	5

#11 JORDAN MATHIS WR

Game	No	Yds	TD	Long
Gardner-Webb	6	117	0	40
at ETSU.....	6	58	0	17
Wofford	1	5	0	5
SEASON.....	13	180	0	40

2015

Game	No	Yds	TD	Long
Presbyterian	1	6	0	6
at Wofford	1	5	0	5
Samford	1	9	1	9
at VMI.....	1	-2	0	-2
SEASON.....	4	18	1	9

CAREER	17	198	1	40
--------------	----	-----	---	----

#20 DONNAVAN SPENCERRB

Game	No	Yds	TD	Long
at Hawai'i	1	24	0	24
SEASON.....	1	24	0	24

#21 DETREZ NEWSOMERB

Game	No	Yds	TD	Long
at Hawai'i	2	55	0	26
SEASON.....	2	55	0	26

2016

Game	No	Yds	TD	Long
at East Carolina	1	4	0	4
Gardner-Webb	1	10	1	10
at ETSU.....	4	86	2	45
The Citadel	3	8	0	8
Wofford	5	44	0	14
at Mercer.....	5	63	1	19
at Samford	5	36	0	14
Chattanooga.....	2	6	0	5
VMI.....	3	22	0	10
at Furman	1	53	0	53
at South Carolina.....	1	10	0	10
SEASON.....	31	342	4	53

2015

Game	No	Yds	TD	Long
Mars Hill	1	2	0	2
at The Citadel.....	1	12	0	12
at Tennessee.....	1	2	0	2
Mercer.....	5	22	0	8
at Wofford	2	26	1	24
Samford	5	60	0	24
at #4 Chattanooga.....	7	10	0	6
Furman	3	26	0	23
at Texas A&M.....	7	31	1	17
at VMI.....	5	90	1	75
SEASON.....	32	281	2	75

2014

Game	No	Yds	TD	Long
at USF.....	1	5	0	5
Brevard.....	2	20	0	15
Catawba	6	49	0	16
at Furman	2	0	0	7
at Presbyterian.....	1	5	0	5
Wofford	1	11	0	11
at Mercer.....	1	4	0	4
Chattanooga.....	1	13	0	13
VMI.....	3	11	0	10
at Alabama	2	16	0	8
SEASON.....	20	134	0	16
CAREER	85	749	5	75

#42 HUNTER JACOBS WR

2016

Game	No	Yds	TD	Long
at ETSU.....	1	7	0	7
SEASON.....	1	7	0	7

#44 AUBRY PAYNETE

2017

Game	No	Yds	TD	Long
at Hawai'i	1	23	0	23
SEASON.....	1	23	0	23

2016

Game	No	Yds	TD	Long
at ETSU.....	1	9	0	9
at Mercer.....	6	44	0	11
at Samford	3	32	0	12
VMI.....	1	18	0	18
at Furman	2	13	0	8
at South Carolina.....	1	7	0	7
SEASON.....	14	133	0	18
CAREER	15	156	0	23

#45 JAMES FOUSHEERB

2016

Game	No	Yds	TD	Long
No Receptions to Date				
SEASON.....				

CAREER RECEIVING STATS

#81 JACOB ROBINSON WR

2016

Game	No	Yds	TD	Long
at East Carolina	1	5	0	5
at Samford	1	8	0	8
Chattanooga.....	2	12	0	8
at Furman	2	10	0	5
SEASON.....	6	35	0	8

#82 TYLER SEXTON..... TE

2015

Game	No	Yds	TD	Long
Mars Hill	5	65	0	20
at The Citadel.....	5	30	0	7
Presbyterian	3	33	0	14
Mercer	3	32	1	14
at Wofford	4	50	0	19
Samford	6	102	0	45
at #4 Chattanooga.....	1	14	0	14
Furman	3	41	1	29
at Texas A&M	1	18	0	18
SEASON.....	31	376	2	45

2014

Game	No	Yds	TD	Long
at Presbyterian.....	1	31	1	31
The Citadel	1	8	1	8
at Samford	1	7	0	7
VMI	3	32	1	16
at Alabama	2	15	0	10
SEASON.....	8	93	3	31

2013

Game	No	Yds	TD	Long
at Appalachian State	4	91	0	28
SEASON.....	4	91	0	28
CAREER.....	43	569	5	45

#84 OWEN COSENKE..... TE

2017

Game	No	Yds	TD	Long
at Hawai'i	3	28		14
SEASON.....	3	28		14

#86 TY REYNOLDS..... WR

2016

Game	No	Yds	TD	Long
No Receptions to Date				
SEASON.....				

2015

Game	No	Yds	TD	Long
Mars Hill	1	10	0	10
SEASON.....	1	10	0	10
CAREER.....	1	10	0	10

#88 BRAD SWAN, JR. WR

2016

Game	No	Yds	TD	Long
Wofford	4	43	0	20
at Mercer	1	40	0	40
at Samford	2	7	0	4
SEASON.....	7	90	0	40

TYRIE ADAMS

Rushes..... 23, at Hawai'i, 2017
 Rushing Yds 107, at Hawai'i, 2017
 Passing Attempts 43, GARDNER-WEBB, 2016
 Passes Completed 36, GARDNER-WEBB, 2016
 Passing Yds..... 427, GARDNER-WEBB, 2016
 Touchdown Passes 5, GARDNER-WEBB, 2016

OWEN COSENKE

Receptions..... 3, at Hawai'i, 2017
 Receiving Yards 28, at Hawai'i, 2017
 Long Reception 14 yds, at Hawai'i, 2017

JAMES FOUSHEE

Rushes.....
 Rushing Yds

STEFFON HILL

Rushes..... 3, FURMAN, 2015
 Rushing TDs 1, FURMAN, 2015
 Receptions 10, FURMAN, 2015
 Receiving Yards 130, FURMAN, 2015
 Receiving TDs..... 1, twice: MR - FURMAN, 2015
 Kickoff Returns..... 3, at MTSU, 2013
 Long Kickoff Ret...22, twice: MR - MARS HILL, 2015
 100+ Yard Receiving Games..... 2

WES HOLCOMBE

Rushes..... 2, twice: MR: at East Carolina, 2016
 Rushing Yds 23, at East Carolina, 2016
 Passing Attempts 8, at Tennessee, 2015
 Passes Completed 5, at Tennessee, 2015
 Passing Yds..... 43, at Tennessee, 2015

COREY HOLLOWAY

Rushes..... 15, PRESBYTERIAN, 2015
 Rushing Yards 76, at Hawai'i, 2017
 Rushing Touchdowns 2, SAMFORD, 2015
 Receptions..... 3, at #4 Chattanooga, 2015

HUNTER JACOBS

Receptions..... 1, at ETSU, 2016
 Receiving Yds 7, at ETSU, 2016
 Long Reception 7, at ETSU, 2016

SKYLER MATHESON

Rushes.....
 Rushing Yards
 Rushing Touchdowns.....

JORDAN MATHIS

Receptions..... 6, twice: MR - at ETSU, 2016
 Receiving Yards 117, GARDNER-WEBB, 2016
 Receiving TDs..... 1, SAMFORD, 2015
 Punt Returns 1, three times: MR - G-WEBB, 2016

DETREZ NEWSOME

Rushes..... 25, PRESBYTERIAN, 2015
 Rushing Yards 277, #8 CHATTANOOGA, 2016
 Rushing TDs 2, eight times: MR - at Furman, 2016
 Long Rush 95, #8 CHATTANOOGA, 2016
 100+ Yard Rushing Games 10
 Receptions..... 7, twice: MR - at Texas A&M, 2015
 Receiving Yds 86, at ETSU, 2016
 Receiving TDs..... 2, at ETSU, 2016
 Long Rec. 75, at VMI, 2015
 All-Purpose Yards 347, #8 CHATTANOOGA, 2016
 100+ Yard All-Purpose 25

AUBRY PAYNE

Receptions..... 6, at Mercer, 2016
 Receiving Yds 44, at Mercer, 2016
 Long Reception 23 yds, at Hawai'i, 2017

TY REYNOLDS

Receptions..... 1, MARS HILL, 2015
 Receiving Yards 10, MARS HILL, 2015

JACOB ROBINSON

Receptions..... 2, twice: MR - at Furman, 2016
 Receiving Yds 12, #8 CHATTANOOGA, 2016
 Long Reception 8, twice: MR - #20 UTC, 2016

TERRYON ROBINSON

Receptions..... 15, twice: MR - WOFFORD, 2016
 Receiving Yds 183, The Citadel, 2014
 Long Reception 53, VMI, 2016
 Receiving TDs..... 2, WOFFORD, 2016
 Punt Returns 2, at MTSU, 2013
 Long Punt Return..... 7, at MTSU, 2013
 Passes 1, at USF, 2014
 100+ Yard Receiving Games 4
 Touchdown Passes 1, at Mercer, 2014

TYLER SEXTON

Receptions..... 6, SAMFORD, 2015
 Receiving Yards 102, SAMFORD, 2015
 Receiving TDs..... 1, SIX times: MR - FURMAN, 2015
 100+ Yard Receiving Games 1

DONNAVAN SPENCER

Rushes..... 1, at Hawai'i, 2017
 Rushing Yards
 Rushing Touchdowns.....
 Receptions..... 1, at Hawai'i, 2017
 Receiving Yds 24, at Hawai'i, 2017

BRAD SWAN, JR.

Receptions..... 4, WOFFORD, 2016
 Receiving Yards 43, WOFFORD, 2016
 Receiving TDs.....
 Long Reception 41, at Mercer, 2016

– WCU SPECIALISTS –**DESTRY BARNWELL**

Long Punt..... 61 yds, Chattanooga, 2014
 Punts 8, at USF, 2014

IAN BERRYMAN

Long Punt..... 65 yds, SAMFORD, 2015
 Punts 10, at Tennessee, 2015
 Field Goal Att. 3, at Hawai'i, 2017
 Field Goal Made 1, at Hawai'i, 2017
 Long FGM..... 30 yds, at Hawai'i, 2017

WILL HORTON

Field Goal Att.
 Field Goal Made
 PATs Made

JOEL POINSETTE

Field Goal Att. 2, at Hawai'i, 2017
 Field Goal Made
 PATs Made

CONNELL YOUNG

Rushes..... 8, #8 CHATTANOOGA, 2016
 Rushing Yards 26, #8 CHATTANOOGA, 2016
 Rushing Touchdowns 1, twice: MR - VMI, 2016
 Receptions..... 4, at Hawai'i, 2017
 Receiving Yards 43 yds, at Hawai'i, 2017

JOHN BRANNON III

Tackles..... 1, three times: MR - at Hawai'i, 2017

MITCHELL CHANCEY

Tackles..... 2, GARDNER-WEBB, 2016

DEVARIOUS CORTNER

Tackles..... 2, twice: MR - at #20 Samford, 2016

KEION CROSSEN

Tackles..... 12, at Mercer, 2016
 TFL..... 2.0, vs. #9 The Citadel, 2016
 Sacks..... 1.0, at Hawai'i, 2017
 Pass Breakup..... 2, twice: MR - at Mercer, 2016
 Interceptions..... 1, three times: MR - VMI, 2016
 Fumble Recovery..... 1, VMI, 2016
 Blocked Kicks..... 1, at Hawai'i, 2017
 Double-Digit Tackle Gms..... 2

EZAVIAN DUNN

Tackles..... 6, twice: MR - at Mercer, 2016
 Tackles for Loss..... 2.0, MARS HILL, 2015
 Blocked Kick..... 2, VMI, 2016

HOLDEN EDWARDS

Tackles.....

SHAMON ELLIOTT

Tackles..... 11, at #20 Samford, 2016
 Pass Breakup..... 1, twice - MR: at Hawai'i, 2017

BOBBY GIBBS

Tackles..... 2, at East Carolina, 2016

ZACHARY GREENE

Tackles..... 3, at Tennessee, 2015
 Fumble Recoveries..... 1, FURMAN, 2015

TRA HARDY

Tackles..... 3, at East Carolina, 2016
 TFL..... 1, #9 THE CITADEL, 2016

JAKE HELMS

Tackles..... 4, GARDNER-WEBB, 2016
 TFL..... 1, at Mercer, 2016
 Fumble Recover..... 1, #8 CHATTANOOGA, 2016
 Blocked Kick..... 2, VMI, 2016

TYLER JUNIUS

Tackles..... 6, at Wofford, 2015
 Fumble Recovered..... 1, Catawba, 2014

SHELDON KINARD

Tackles.....

NATE LINK

Tackles..... 2, at Hawai'i, 2017
 Tackles for Loss..... 1.0, at Hawai'i, 2017
 Sacks..... 1.0, at Hawai'i, 2017

ANDREW MAYTON

Tackles..... 7, #9 THE CITADEL, 2016
 Tackles for Loss..... 1.5, at Presbyterian, 2014
 Sacks..... 1, three times: MR - ETSU, 2016

MICHAEL MURPHY

Tackles..... 1, at Hawai'i, 2017

A.J. NEWMAN

Tackles..... 9, three times: MR - VMI, 2016
 Tackles for Loss..... 2.0, at Hawai'i, 2017
 Fumbles Forced..... 1, GARDNER-WEBB, 2016

DANIEL RIDDLE

Tackles..... 18, twice: MR - PRESBYTERIAN, 2015
 Sacks..... 1, Catawba, 2014
 Tackles for Loss..... 3.0, Catawba, 2014
 Interception..... 1, SAMFORD, 2015
 Fumbles Forced..... 2, Catawba, 2014
 Double-Digit Tackle Gms..... 10

CHRIS SEABORN

Tackles..... 2, three times: MR - G-WEBB, 2016

MARVIN TILLMAN

Tackles..... 12, twice - MR: at Hawai'i, 2017
 Interceptions..... 1, twice - MR: at Hawai'i, 2017
 Pass Break-Ups..... 2, GARDNER-WEBB, 2016
 Fumble Recovery..... 1, GARDNER-WEBB, 2016
 Double-Digit Tackle Gms..... 3

JEROD WALLS

Tackles..... 1, GARDNER-WEBB, 2016

TAHJAI WATT

Tackles..... 8, VMI, 2016
 Tackles for Loss..... 2, VMI, 2016
 Sacks..... 2, VMI, 2016
 Fumbles Forced..... 1, PRESBYTERIAN, 2015
 Fumbles Recovered..... 1, PRESBYTERIAN, 2015

KENDALL WHITE

Tackles..... 10, #8 CHATTANOOGA, 2016
 Interceptions..... 1, twice - MR: at Hawai'i, 2017
 Fumble Recovery..... 1, at ETSU, 2016
 Pass Break-Up..... 1, at ETSU, 2016

JERMICHAEL WHITE

Tackles..... 3, twice - MR: at Hawai'i, 2017
 Fumbles Forced..... 1, FURMAN, 2015

BRYCE WILSON

Tackles..... 1, three times: MR - at Texas A&M, 2015

TERRANCE WILSON

Tackles..... 7, at East Carolina, 2016

WCU FOOTBALL – 2017 RESULTS / LEADERS

OVERALL RECORD: 0-1 | HOME: 0-0 | AWAY: 0-1 | SOCON: 0-0

DATE	OPPONENT	SCORE	OVERALL	SOCON	TIME	ATTEND	TOP RUSHER	TOP PASSER	TOP RECEIVER	TOP TACKLER
Sept. 2	at Hawai'i	18-41	L	0-1	0-0		Adams: 23-107	Adams: 23-40-1, 270	T. Robinson: 9-71	Tillman: 12
SEPT. 9	DAVIDSON									
Sept. 16	at Gardner-Webb									
SEPT. 23	SAMFORD *									
Sept. 30	at Chattanooga *									
Oct. 7	at Wofford *									
OCT. 14	ETSU *									
Oct. 21	at VMI *									
OCT. 28	FURMAN *									
Nov. 4	at The Citadel *									
NOV. 11	MERCER *									
Nov. 18	at North Carolina									

ALL CAPS - denotes HOME games * - Southern Conference Games

WESTERN CAROLINA 2017 STARTING LINEUPS

OFFENSE	LT	LG	C	RG	RT	TE	WR	WR	WR	TB	QB
at Hawai'i	Weeks	Miles	Spry	Dalton	Poindexter	Cosenke	S. Hill	C. Young	T. Robinson	Newsome	Adams
DAVIDSON											
at Gardner-Webb											
SAMFORD *											
at Chattanooga *											
at Woford *											
ETSU *											
at VMI *											
FURMAN *											
at The Citadel *											
MERCER *											
at North Carolina											
											NOTES: r
DEFENSE	DE	DT	DE	OLB	ILB	ILB	OLB	CB	S	S	CB
at Hawai'i	Dunn	Junius	Link	Watt	Riddle	Newman	K. White	Crossen	Tillman	J. WhiteT	Hardy
DAVIDSON											
at Gardner-Webb											
SAMFORD *											
at Chattanooga *											
at Woford *											
ETSU *											
at VMI *											
FURMAN *											
at The Citadel *											
MERCER *											
at North Carolina											



The Automated ScoreBook
Western Carolina Overall Team Statistics (as of Sep 07, 2017)
All games



Team Statistics	WCU	OPP
SCORING	18	41
Points Per Game	18.0	41.0
Points Off Turnovers	0	7
FIRST DOWNS	30	23
Rushing	16	15
Passing	11	7
Penalty	3	1
RUSHING YARDAGE	212	299
Yards gained rushing	278	320
Yards lost rushing	66	21
Rushing Attempts	48	49
Average Per Rush	4.4	6.1
Average Per Game	212.0	299.0
TDs Rushing	1	3
PASSING YARDAGE	270	154
Comp-Att-Int	23-41-1	12-24-2
Average Per Pass	6.6	6.4
Average Per Catch	11.7	12.8
Average Per Game	270.0	154.0
TDs Passing	1	2
TOTAL OFFENSE	482	453
Total Plays	89	73
Average Per Play	5.4	6.2
Average Per Game	482.0	453.0
KICK RETURNS: #-Yards	7-90	4-83
PUNT RETURNS: #-Yards	1-8	1-3
INT RETURNS: #-Yards	2-26	1-24
KICK RETURN AVERAGE	12.9	20.8
PUNT RETURN AVERAGE	8.0	3.0
INT RETURN AVERAGE	13.0	24.0
FUMBLES-LOST	3-2	0-0
PENALTIES-Yards	8-74	11-104
Average Per Game	74.0	104.0
PUNTS-Yards	4-188	4-160
Average Per Punt	47.0	40.0
Net punt average	46.2	38.0
KICKOFFS-Yards	4-220	7-398
Average Per Kick	55.0	56.9
Net kick average	34.2	44.0
TIME OF POSSESSION/Game	28:18	31:42
3RD-DOWN Conversions	7/17	5/12
3rd-Down Pct	41%	42%
4TH-DOWN Conversions	0/1	0/1
4th-Down Pct	0%	0%
SACKS BY-Yards	2-16	5-28
MISC YARDS	-5	89
TOUCHDOWNS SCORED	2	6
FIELD GOALS-ATTEMPTS	1-5	0-1
ON-SIDE KICKS	0-0	0-0
RED-ZONE SCORES	(3-6) 50%	(5-7) 71%
RED-ZONE TOUCHDOWNS	(2-6) 33%	(5-7) 71%
PAT-ATTEMPTS	(1-1) 100%	(5-6) 83%
ATTENDANCE	0	25472
Games/Avg Per Game	0/0	1/25472
Neutral Site Games		0/0

Score by Quarters	1st	2nd	3rd	4th	OT	Total
Western Carolina	0	10	8	0	0	18
Opponents	7	14	13	7	0	41



The Automated ScoreBook
Western Carolina Overall Individual Statistics (as of Sep 07, 2017)
All games



Rushing	gp-gs	att	gain	loss	net	avg	td	lg	avg/g
Tyrie Adams	1-1	23	147	40	107	4.7	0	28	107.0
Corey Holloway	1-0	8	76	0	76	9.5	1	49	76.0
Detrez Newsome	1-1	14	44	17	27	1.9	0	15	27.0
Ray Smith	1-0	2	11	9	2	1.0	0	11	2.0
Donnavan Spencer	1-0	1	0	0	0	0.0	0	0	0.0
Total	1	48	278	66	212	4.4	1	49	212.0
Opponents	1	49	320	21	299	6.1	3	57	299.0

Passing	gp-gs	effic	comp-att-int	pct	yds	td	lg	avg/g
Tyrie Adams	1-1	117.45	23-40-1	57.5	270	1	26	270.0
Ray Smith	1-0	0.00	0-1-0	0.0	0	0	0	0.0
Total	1	114.59	23-41-1	56.1	270	1	26	270.0
Opponents	1	114.73	12-24-2	50.0	154	2	50	154.0

Receiving	gp-gs	no.	yds	avg	td	lg	avg/g
Terryon Robinson	1-1	9	71	7.9	1	16	71.0
Connell Young	1-1	4	43	10.8	0	14	43.0
Owen Cosenke	1-1	3	28	9.3	0	14	28.0
Steffon Hill	1-1	3	26	8.7	0	12	26.0
Detrez Newsome	1-1	2	55	27.5	0	26	55.0
Donnavan Spencer	1-0	1	24	24.0	0	24	24.0
Aubry Payne	1-0	1	23	23.0	0	23	23.0
Total	1	23	270	11.7	1	26	270.0
Opponents	1	12	154	12.8	2	50	154.0

Punt Returns	no.	yds	avg	td	lg
Steffon Hill	1	8	8.0	0	8
Total	1	8	8.0	0	8
Opponents	1	3	3.0	0	3

Interceptions	no.	yds	avg	td	lg
Marvin Tillman	1	12	12.0	0	12
Kendall White	1	14	14.0	0	14
Total	2	26	13.0	0	14
Opponents	1	24	24.0	0	24

Kick Returns	no.	yds	avg	td	lg
Connell Young	3	36	12.0	0	14
Detrez Newsome	3	43	14.3	0	18
Corey Holloway	1	11	11.0	0	11
Total	7	90	12.9	0	18
Opponents	4	83	20.8	0	21

Fumble Returns	no.	yds	avg	td	lg
Total	0	0	0.0	0	0
Opponents	2	24	12.0	1	15



The Automated ScoreBook
Western Carolina Overall Individual Statistics (as of Sep 07, 2017)
All games



Scoring	td	fg	PAT				dxp	saf	pts
			kick	rush	rcv	pass			
Terryon Robinson	1	-	-	-	-	-	-	-	6
Corey Holloway	1	-	-	-	-	-	-	-	6
Ian Berryman	-	1-3	1-1	-	-	-	-	-	4
Keion Crossen	-	-	-	-	-	-	1	-	2
Joel Poinsette	-	0-2	-	-	-	-	-	-	0
Tyrie Adams	-	-	-	0-1	-	-	-	-	0
Total	2	1-5	1-1	0-1	-	-	1	-	18
Opponents	6	0-1	5-6	-	-	-	-	-	41

Total Offense	g	plays	rush	pass	total	avg/g
Tyrie Adams	1	63	107	270	377	377.0
Corey Holloway	1	8	76	0	76	76.0
Detrez Newsome	1	14	27	0	27	27.0
Ray Smith	1	3	2	0	2	2.0
Total	1	89	212	270	482	482.0
Opponents	1	73	299	154	453	453.0

Field Goals	fg	pct.	01-19	20-29	30-39	40-49	50-99	lg	blk
Joel Poinsette	0-2	0.0	0-0	0-1	0-0	0-1	0-0	0	2
Ian Berryman	1-3	33.3	0-0	0-1	1-2	0-0	0-0	30	1

FG Sequence	Western Carolina	Opponents
Hawai'i	45,25,(30),29,37	38

Numbers in (parentheses) indicate field goal was made.

Punting	no.	yds	avg	lg	tb	fc	i20	50+	blk
Ian Berryman	4	188	47.0	54	0	2	2	2	0
Total	4	188	47.0	54	0	2	2	2	0
Opponents	4	160	40.0	45	0	2	2	0	0

Kickoffs	no.	yds	avg	tb	ob	retn	net	ydln
Joel Poinsette	4	220	55.0	0	0			
Total	4	220	55.0	0	0	20.8	34.2	30
Opponents	7	398	56.9	0	0	12.9	44.0	21



The Automated ScoreBook
Western Carolina Overall Individual Statistics (as of Sep 07, 2017)
All games



All Purpose	g	rush	rcv	pr	kr	ir	total	avg/g
Detrez Newsom	1	27	55	0	43	0	125	125.0
Tyrie Adams	1	107	0	0	0	0	107	107.0
Corey Holloway	1	76	0	0	11	0	87	87.0
Connell Young	1	0	43	0	36	0	79	79.0
Terryon Robinso	1	0	71	0	0	0	71	71.0
Steffon Hill	1	0	26	8	0	0	34	34.0
Owen Cosenke	1	0	28	0	0	0	28	28.0
Donnavan Spen	1	0	24	0	0	0	24	24.0
Aubry Payne	1	0	23	0	0	0	23	23.0
Kendall White	1	0	0	0	0	14	14	14.0
Marvin Tillman	1	0	0	0	0	12	12	12.0
Ray Smith	1	2	0	0	0	0	2	2.0
Total	1	212	270	8	90	26	606	606.0
Opponents	1	299	154	3	83	24	563	563.0



The Automated ScoreBook
Western Carolina Overall Defensive Statistics (as of Sep 07, 2017)
All games



##	Defensive Leaders	gp-gs	Tackles				Sacks no-yds	Pass defense			Fumbles		blkd	
			ua	a	tot	tfl/yds		int-yds	brup	qbh	rcv-yds	ff	kick	saf
29	Marvin Tillman	1-1	9	3	12	.	.	1-12	1
4	A.J. Newman	1-1	6	2	8	2.0-2	.	.	1
35	Keion Crossen	1-1	6	1	7	1.0-2	1.0-2	.	1	.	.	.	1	.
43	Kendall White	1-1	7	.	7	.	.	1-14	1
58	Daniel Riddle	1-1	5	.	5
97	Ezavian Dunn	1-1	4	.	4
22	JerMichael White	1-1	3	.	3
8	Tra Hardy	1-1	3	.	3
49	Nate Link	1-1	2	.	2	1.0-14	1.0-14
96	Tahjai Watt	1-1	2	.	2
91	Tyler Junius	1-1	1	.	1
94	Jake Helms	1-0	1	.	1
48	Mitchell Chancey	1-0	1	.	1
9	John Brannon III	1-0	1	.	1
30	Michael Murphy	1-0	1	.	1
24	Shamon Elliott	1-0	1
Total		1	52	6	58	4-18	2-16	2-26	5	.	.	.	1	.
Opponents		1	60	22	82	14-54	5-28	1-24	4	2	2-24	3	3	.



The Automated ScoreBook
Western Carolina Game Superlatives (as of Sep 07, 2017)
All games



INDIVIDUAL GAME HIGHS

Rushes	23	Tyrie Adams at Hawai'i (Sep 02, 2017)
Yards Rushing	107	Tyrie Adams at Hawai'i (Sep 02, 2017)
TD Rushes	1	Corey Holloway at Hawai'i (Sep 02, 2017)
Long Rush	49	Corey Holloway at Hawai'i (Sep 02, 2017)
Pass attempts	40	Tyrie Adams at Hawai'i (Sep 02, 2017)
Pass completions	23	Tyrie Adams at Hawai'i (Sep 02, 2017)
Yards Passing	270	Tyrie Adams at Hawai'i (Sep 02, 2017)
TD Passes	1	Tyrie Adams at Hawai'i (Sep 02, 2017)
Long Pass	26	Tyrie Adams at Hawai'i (Sep 02, 2017)
Receptions	9	Terryon Robinson at Hawai'i (Sep 02, 2017)
Yards Receiving	71	Terryon Robinson at Hawai'i (Sep 02, 2017)
TD Receptions	1	Terryon Robinson at Hawai'i (Sep 02, 2017)
Long Reception	26	Detrez Newsome at Hawai'i (Sep 02, 2017)
Field Goals	1	Ian Berryman at Hawai'i (Sep 02, 2017)
Long Field Goal	30	Ian Berryman at Hawai'i (Sep 02, 2017)
Punts	4	Ian Berryman at Hawai'i (Sep 02, 2017)
Punting Avg	47.0	Ian Berryman at Hawai'i (Sep 02, 2017)
Long Punt	54	Ian Berryman at Hawai'i (Sep 02, 2017)
Punts inside 20	2	Ian Berryman at Hawai'i (Sep 02, 2017)
Long Punt Return	8	Steffon Hill at Hawai'i (Sep 02, 2017)
Long Kickoff Return	18	Detrez Newsome at Hawai'i (Sep 02, 2017)
Tackles	12	Marvin Tillman at Hawai'i (Sep 02, 2017)
Sacks	1.0	Keion Crossen at Hawai'i (Sep 02, 2017)
	1.0	Nate Link at Hawai'i (Sep 02, 2017)
Tackles For Loss	2.0	A.J. Newman at Hawai'i (Sep 02, 2017)
Interceptions	1	Marvin Tillman at Hawai'i (Sep 02, 2017)
	1	Kendall White at Hawai'i (Sep 02, 2017)



The Automated ScoreBook
Western Carolina Game Superlatives (as of Sep 07, 2017)
All games



TEAM GAME HIGHS

Rushes	48	at Hawai'i (Sep 02, 2017)
Yards Rushing	212	at Hawai'i (Sep 02, 2017)
Yards Per Rush	4.4	at Hawai'i (Sep 02, 2017)
TD Rushes	1	at Hawai'i (Sep 02, 2017)
Pass attempts	41	at Hawai'i (Sep 02, 2017)
Pass completions	23	at Hawai'i (Sep 02, 2017)
Yards Passing	270	at Hawai'i (Sep 02, 2017)
Yards Per Pass	6.6	at Hawai'i (Sep 02, 2017)
TD Passes	1	at Hawai'i (Sep 02, 2017)
Total Plays	89	at Hawai'i (Sep 02, 2017)
Total Offense	482	at Hawai'i (Sep 02, 2017)
Yards Per Play	5.4	at Hawai'i (Sep 02, 2017)
Points	18	at Hawai'i (Sep 02, 2017)
Sacks By	2	at Hawai'i (Sep 02, 2017)
First Downs	30	at Hawai'i (Sep 02, 2017)
Penalties	8	at Hawai'i (Sep 02, 2017)
Penalty Yards	74	at Hawai'i (Sep 02, 2017)
Turnovers	3	at Hawai'i (Sep 02, 2017)
Interceptions By	2	at Hawai'i (Sep 02, 2017)
Punts	4	at Hawai'i (Sep 02, 2017)
Punting Avg	47.0	at Hawai'i (Sep 02, 2017)
Long Punt	54	at Hawai'i (Sep 02, 2017)
Punts inside 20	2	at Hawai'i (Sep 02, 2017)
Long Punt Return	8	at Hawai'i (Sep 02, 2017)



The Automated ScoreBook
Western Carolina Game Superlatives (as of Sep 07, 2017)
All games



OPPONENT INDIVIDUAL GAME HIGHS

Rushes	25	SAINT JUSTE, D., at Hawai'i (Sep 02, 2017)
Yards Rushing	202	SAINT JUSTE, D., at Hawai'i (Sep 02, 2017)
TD Rushes	2	TUIASOA, Ryan, at Hawai'i (Sep 02, 2017)
Long Rush	57	SAINT JUSTE, D., at Hawai'i (Sep 02, 2017)
Pass attempts	21	BROWN, Dru, at Hawai'i (Sep 02, 2017)
Pass completions	11	BROWN, Dru, at Hawai'i (Sep 02, 2017)
Yards Passing	154	BROWN, Dru, at Hawai'i (Sep 02, 2017)
TD Passes	2	BROWN, Dru, at Hawai'i (Sep 02, 2017)
Long Pass	50	BROWN, Dru, at Hawai'i (Sep 02, 2017)
Receptions	7	COLLIE, Dylan, at Hawai'i (Sep 02, 2017)
Yards Receiving	104	COLLIE, Dylan, at Hawai'i (Sep 02, 2017)
TD Receptions	1	COLLIE, Dylan, at Hawai'i (Sep 02, 2017)
	1	TORRES, Dakota, at Hawai'i (Sep 02, 2017)
Long Reception	50	COLLIE, Dylan, at Hawai'i (Sep 02, 2017)
Punts	4	GAUDION, Stan, at Hawai'i (Sep 02, 2017)
Punting Avg	40.0	GAUDION, Stan, at Hawai'i (Sep 02, 2017)
Long Punt	45	GAUDION, Stan, at Hawai'i (Sep 02, 2017)
Punts inside 20	2	GAUDION, Stan, at Hawai'i (Sep 02, 2017)
Long Punt Return	3	COLLIE, Dylan, at Hawai'i (Sep 02, 2017)
Long Kickoff Return	21	EWALIKO, Keelan, at Hawai'i (Sep 02, 2017)
	21	SAYLES, T., at Hawai'i (Sep 02, 2017)
Tackles	10	TAVAI, Jahlani, at Hawai'i (Sep 02, 2017)
Sacks	1.0	MANOA, David, at Hawai'i (Sep 02, 2017)
	1.0	SANTIAGO, Keala, at Hawai'i (Sep 02, 2017)
	1.0	WILLIAMS, R., at Hawai'i (Sep 02, 2017)
	1.0	KOLOAMATANGI, M, at Hawai'i (Sep 02, 2017)
Tackles For Loss	3.0	MOALA, Viane, at Hawai'i (Sep 02, 2017)
Interceptions	1	LEWIS, Daniel, at Hawai'i (Sep 02, 2017)



The Automated ScoreBook
Western Carolina Game Superlatives (as of Sep 07, 2017)
All games



OPPONENT TEAM GAME HIGHS

Rushes	49	at Hawai'i (Sep 02, 2017)
Yards Rushing	299	at Hawai'i (Sep 02, 2017)
Yards Per Rush	6.1	at Hawai'i (Sep 02, 2017)
TD Rushes	3	at Hawai'i (Sep 02, 2017)
Pass attempts	24	at Hawai'i (Sep 02, 2017)
Pass completions	12	at Hawai'i (Sep 02, 2017)
Yards Passing	154	at Hawai'i (Sep 02, 2017)
Yards Per Pass	6.4	at Hawai'i (Sep 02, 2017)
TD Passes	2	at Hawai'i (Sep 02, 2017)
Total Plays	73	at Hawai'i (Sep 02, 2017)
Total Offense	453	at Hawai'i (Sep 02, 2017)
Yards Per Play	6.2	at Hawai'i (Sep 02, 2017)
Points	41	at Hawai'i (Sep 02, 2017)
Sacks By	5	at Hawai'i (Sep 02, 2017)
First Downs	23	at Hawai'i (Sep 02, 2017)
Penalties	11	at Hawai'i (Sep 02, 2017)
Penalty Yards	104	at Hawai'i (Sep 02, 2017)
Turnovers	2	at Hawai'i (Sep 02, 2017)
Interceptions By	1	at Hawai'i (Sep 02, 2017)
Punts	4	at Hawai'i (Sep 02, 2017)
Punting Avg	40.0	at Hawai'i (Sep 02, 2017)
Long Punt	45	at Hawai'i (Sep 02, 2017)
Punts inside 20	2	at Hawai'i (Sep 02, 2017)
Long Punt Return	3	at Hawai'i (Sep 02, 2017)



The Automated ScoreBook
Western Carolina Combined Team Statistics (as of Sep 07, 2017)
All games



Date	Opponent	L	Score	Att.
Sep 02, 2017	at Hawai'i		18-41	25472
Rushing				
	gp-gs	att	gain	loss
Tyrie Adams	1-1	23	147	40
Corey Holloway	1-0	8	76	0
Detrez Newsome	1-1	14	44	17
Ray Smith	1-0	2	11	9
Donnavan Spencer	1-0	1	0	0
Total	1	48	278	66
Opponents	1	49	320	21
net				
		avg	td	lg
Tyrie Adams	1-1	4.7	0	28
Corey Holloway	1-0	9.5	1	49
Detrez Newsome	1-1	1.9	0	15
Ray Smith	1-0	1.0	0	11
Donnavan Spencer	1-0	0.0	0	0
Total	1	4.4	1	49
Opponents	1	6.1	3	57
avg/g				
Tyrie Adams	1-1	107.0		
Corey Holloway	1-0	76.0		
Detrez Newsome	1-1	27.0		
Ray Smith	1-0	2.0		
Donnavan Spencer	1-0	0.0		
Total	1	212.0		
Opponents	1	299.0		
Passing				
	gp-gs	effic	comp-att-int	pct
Tyrie Adams	1-1	117.45	23-40-1	57.5
Ray Smith	1-0	0.00	0-1-0	0.0
Total	1	114.59	23-41-1	56.1
Opponents	1	114.73	12-24-2	50.0
yds				
		td	lg	avg/g
Tyrie Adams	1-1	270	1	26
Ray Smith	1-0	0	0	0
Total	1	270	1	26
Opponents	1	154	2	50
Receiving				
	gp-gs	no.	yds	avg
Terryon Robinson	1-1	9	71	7.9
Connell Young	1-1	4	43	10.8
Owen Cosenke	1-1	3	28	9.3
Steffon Hill	1-1	3	26	8.7
Detrez Newsome	1-1	2	55	27.5
Donnavan Spencer	1-0	1	24	24.0
Aubry Payne	1-0	1	23	23.0
Total	1	23	270	11.7
Opponents	1	12	154	12.8
td				
		lg	avg/g	
Terryon Robinson	1-1	16	71.0	
Connell Young	1-1	14	43.0	
Owen Cosenke	1-1	14	28.0	
Steffon Hill	1-1	12	26.0	
Detrez Newsome	1-1	26	55.0	
Donnavan Spencer	1-0	24	24.0	
Aubry Payne	1-0	23	23.0	
Total	1	26	270.0	
Opponents	1	50	154.0	
Field Goals				
	fg	pct.	01-19	20-29
Joel Poinsette	0-2	0.0	0-0	0-1
Ian Berryman	1-3	33.3	0-0	1-2
00-09				
			40-49	50-99
Joel Poinsette	0-2	0.0	0-1	0-0
Ian Berryman	1-3	33.3	0-0	0-0
lg				
Joel Poinsette	0-2	0	0	2
Ian Berryman	1-3	30	1	

		PAT							
Scoring	td	fg	kick	rush	rcv	pass	dxp	saf	pts
Corey Holloway	1	-	-	-	-	-	-	-	6
Terryon Robinson	1	-	-	-	-	-	-	-	6
Ian Berryman	-	1-3	1-1	-	-	-	-	-	4
Keion Crossen	-	-	-	-	-	-	1	-	2
Total	2	1-5	1-1	0-1	-	-	1	-	18
Opponents	6	0-1	5-6	-	-	-	-	-	41

Score by Quarters	1st	2nd	3rd	4th	OT	Total
Western Carolina	0	10	8	0	0	18
Opponents	7	14	13	7	0	41

Record:	Overall	Home	Away	Neutral
All games	0-1	0-0	0-1	0-0
Conference	0-0	0-0	0-0	0-0
Non-Conference	0-1	0-0	0-1	0-0

Team Statistics		WCU	OPP
FIRST DOWNS		30	23
Rushing		16	15
Passing		11	7
Penalty		3	1
RUSHING YARDAGE		212	299
Rushing Attempts		48	49
Average Per Rush		4.4	6.1
Average Per Game		212.0	299.0
TDS Rushing		1	3
PASSING YARDAGE		270	154
Comp-Att-Int		23-41-1	12-24-2
Average Per Pass		6.6	6.4
Average Per Catch		11.7	12.8
Average Per Game		270.0	154.0
TDS Passing		1	2
TOTAL OFFENSE		482	453
Average Per Play		5.4	6.2
Average Per Game		482.0	453.0
KICK RETURNS: #-Yards		7-90	4-83
PUNT RETURNS: #-Yards		1-8	1-3
INT RETURNS: #-Yards		2-26	1-24
FUMBLES-LOST		3-2	0-0
PENALTIES-Yards		8-74	11-104
PUNTS-AVG		4-47.0	4-40.0
TIME OF POSSESSION/Game		28:18	31:42
3RD-DOWN Conversions		7/17	5/12
4TH-DOWN Conversions		0/1	0/1

Interceptions	no.	yds	avg	td	lg
Marvin Tillman	1	12	12.0	0	12
Kendall White	1	14	14.0	0	14

Punting	no.	yds	avg	lg	tb	fc	i20	50+	blk
Ian Berryman	4	188	47.0	54	0	2	2	2	0

Punt Returns	no.	yds	avg	td	lg
Steffon Hill	1	8	8.0	0	8
Total	1	8	8.0	0	8
Opponents	1	3	3.0	0	3

Kick Returns	no.	yds	avg	td	lg
Detrez Newsome	3	43	14.3	0	18
Connell Young	3	36	12.0	0	14
Corey Holloway	1	11	11.0	0	11
Total	7	90	12.9	0	18
Opponents	4	83	20.8	0	21

All Purpose	g	rush	rcv	pr	kr	ir	total	avg/g
Detrez Newsome	1	27	55	0	43	0	125	125.0
Tyrie Adams	1	107	0	0	0	0	107	107.0
Corey Holloway	1	76	0	0	11	0	87	87.0
Total	1	212	270	8	90	26	606	606.0
Opponents	1	299	154	3	83	24	563	563.0

Total Offense	g	plays	rush	pass	total	avg/g
Tyrie Adams	1	63	107	270	377	377.0
Corey Holloway	1	8	76	0	76	76.0
Detrez Newsome	1	14	27	0	27	27.0
Total	1	89	212	270	482	482.0
Opponents	1	73	299	154	453	453.0

Defensive Leaders		gp-gs	ua	a	tot	tfl/yds	Sacks	Pass defense	Fumbles	blkd	saf
							no-yds	int-yds	brup	qbh	rcv-yds
29	Marvin Tillman	1-1	9	3	12			1-12	1		
4	A.J. Newman	1-1	6	2	8	2.0-2			1		
43	Kendall White	1-1	7		7			1-14	1		
Total		1	52	6	58	4-18	2-16	2-26	5		1
Opponents		1	60	22	82	14-54	5-28	1-24	4	2	3