



DAVIDSON

BASEBALL

**OFFICIAL
RECORD BOOK**




COACHING YEAR-BY-YEAR

Year	Record	Coach	Year	Record	Coach
1902	7-1	John A. Brewin	1971	15-19	Tom Stevens
1903	4-5	John A. Brewin	1972	11-20	Tom Stevens
1904	10-3	John A. Brewin	1973	8-15	Jack Burris
1905	10-3	John A. Brewin	1974	10-15	Tom Stevens
1906	7-3	W.T. Everett	1975	21-15	Junior Wade
1907	14-4	W.T. Everett	1976	10-22	Palmer Muench
1908	9-8-1	Tommy Stouch	1977	15-25	Palmer Muench
1909	12-12	W.T. Everett	1978	15-26	Palmer Muench
1910	4-9	H.E. Barr	1979	13-23	Palmer Muench
1911	7-7-1	Red Garman	1980	15-24	Palmer Muench
1912	4-7-1	William Guerrant	1981	18-26	Charlie Slagle
1913	4-11	W.T. Cook	1982	13-26	George Greer
1914	5-9	W.T. Cook	1983	11-24	George Greer
1915	10-6	Bill Fetzer	1984	12-16-1	George Greer
1916	15-6	Bill Fetzer	1985	24-19	George Greer
1917	8-6-1	Bill Fetzer	1986	21-20-1	George Greer
1918	5-9	Bill Fetzer	1987	25-17	George Greer
1919	4-10	Bill Fetzer	1988	28-26	Jim Stoeckel
1920	8-9	Fred Hengeveld	1989	12-27	Jim Stoeckel
1921	7-10-1	Fred Hengeveld	1990	27-23-1	Jim Stoeckel
1922	8-7	Fred Hengeveld	1991	23-29	Dick Cooke
1923	9-9	Buck Currie	1992	28-25	Dick Cooke
1924	3-9-1	Monk Younger	1993	20-28	Dick Cooke
1925	2-13	Monk Younger	1994	20-31	Dick Cooke
1926	8-8	Monk Younger	1995	19-32	Dick Cooke
1927	8-13	Monk Younger	1996	16-33	Dick Cooke
1928	10-9	Monk Younger	1997	18-34	Dick Cooke
1929	7-10	Monk Younger	1998	13-38	Dick Cooke
1930	9-10	Monk Younger	1999	11-37-1	Dick Cooke
1931	4-11	Monk Younger	2000	26-28	Dick Cooke
1932	6-11	Flake Laird	2001	19-32	Dick Cooke
1933	15-6	Flake Laird	2002	21-29	Dick Cooke
1934	3-13	Flake Laird	2003	18-27	Dick Cooke
1935	5-10	Flake Laird	2004	20-33	Dick Cooke
1936	2-18	Flake Laird	2005	26-24	Dick Cooke
1937	6-17	Flake Laird	2006	18-33	Dick Cooke
1938	8-8	Flake Laird	2007	19-34	Dick Cooke
1939	6-11	Flake Laird	2008	12-38	Dick Cooke
1940	8-12	Norman Shepard	2009	18-31	Dick Cooke
1941	4-11	Norman Shepard	2010	19-32	Dick Cooke
1942	4-11	Norman Shepard	2011	18-30	Dick Cooke
1943	0-13	Norman Shepard	2012	17-31	Dick Cooke
1944	1-6	Norman Shepard	2013	18-31	Dick Cooke
1945	No Varsity Team		2014	29-19	Dick Cooke
1946	4-16	Charlie Jamerson	2015	28-22	Dick Cooke
1947	4-16	Charlie Jamerson	2016	28-26	Dick Cooke
1948	10-11	Charlie Jamerson	2017	35-26	Dick Cooke
1949	6-12	Charlie Jamerson	2018	33-21	Dick Cooke
1950	2-15	Charlie Jamerson	2019	29-22	Rucker Taylor
1951	2-12	Packard	2020	13-3	Rucker Taylor
1952	4-13	Dave Poole			
1953	0-17	Chuck Clements			
1954	5-13	Chuck Clements			
1955	11-5	Chuck Clements			
1956	6-13	Chuck Clements			
1957	6-13	Tom Stevens			
1958	11-6-1	Tom Stevens			
1959	4-17	Tom Stevens			
1960	7-12	Tom Stevens			
1961	9-14-1	Tom Stevens			
1962	8-16	Tom Stevens			
1963	8-18	Tom Stevens			
1964	14-13-1	Tom Stevens			
1965	8-24	Tom Stevens			
1966	10-24	Tom Stevens			
1967	3-20	Tom Stevens			
1968	3-23	Tom Stevens			
1969	8-18-1	Tom Stevens			
1970	10-15	Tom Stevens			

TOP ALL-TIME COACHING RECORDS

(by number of victories)

Rk.	Coach	Yrs.	Record	Pct.
1.	Dick Cooke	28	590-834-1	.414
2.	Tom Stevens	17	145-287-4	.337
3.	George Greer	6	106-122-2	.465
4.	Palmer Muench	5	68-120	.362
5.	Jim Stoeckel	3	67-76-1	.469
6.	Monk Younger	8	51-83-1	.381
	Flake Laird	8	51-94	.349
8.	Rucker Taylor	2	42-25	.627
	Bill Fetzer	5	42-32-1	.567
10.	W.T. Everett	3	33-19	.635
11.	John A. Brewin	4	31-12	.721



George Greer (1982-87, 6 seasons)
Cape Cod League Hall of Fame

Overall Record: 1409-2042-14 in 117 Seasons



Dick Cooke (1991-2018, 28 seasons)
Winningest coach in program history



AWARDS, ACCOLADES

NATIONAL HONORS

All-America

American Baseball Coaches' Association (ABCA)

1975	George Weicker, DH	(FIRST TEAM)
1987	Billy Masse, OF	(SECOND TEAM)
2017	Will Robertson, OF	(THIRD TEAM)

Baseball America

1990	Robert Eenhoorn, SS	(THIRD TEAM)
2017	Will Robertson, OF	(SECOND TEAM)

Collegiate Baseball

2006	Jay Heafner, 3B	(THIRD TEAM)
2017	Will Robertson, OF	(THIRD TEAM)

Perfect Game/Rawlings

2017	Will Robertson, OF	(HONORABLE MENTION)
------	--------------------	---------------------

National College Baseball Writers' Association (NCBWA)

2006	Jay Heafner, 3B	(PRESEASON THIRD TEAM)
------	-----------------	------------------------

Freshman All-Americans

Baseball America

1985	Billy Masse, OF	(FIRST TEAM)
1990	Robert Eenhoorn, SS	(FIRST TEAM)

Collegiate Baseball

2010	Andrew Barna, 3B	(FIRST TEAM)
2011	Forrest Brandt, OF	(FIRST TEAM)
2020	Bennett Flynn, RHP	(FIRST TEAM)

All-Region, All-District, and Other Teams

All-Region ABCA Atlantic

1987	Billy Masse, OF	(FIRST TEAM)
	David Turgeon, 3B	(FIRST TEAM)
1990	Robert Eenhoorn, SS	(FIRST TEAM)
1998	Mike DeSimone, DH	(FIRST TEAM)
2007	Rob Wilson, DH	(SECOND TEAM)
2014	Forrest Brandt, OF	(FIRST TEAM)
2015	Lee Miller, OF	(FIRST TEAM)
2016	Clark Beeker, RHP	(FIRST TEAM)
2017	Will Robertson, OF	(FIRST TEAM)
	Dick Cooke	(COACH OF THE YEAR)

NCAA District III*

1968	Gordon Slade, OF	(FIRST TEAM)
1969	Gordon Slade, OF	(FIRST TEAM)
1970	Gordon Slade, OF	(FIRST TEAM)
1975	George Weicker, 1B/OF	(FIRST TEAM)
1978	Bob Lapple, C	(FIRST TEAM)
1979	Bob Lapple, C	(FIRST TEAM)
1986	Alan Lewis, SS	(FIRST TEAM)

*Organization no longer recognizes end-of-season awards

All-State NCCSIA*

2005	Jay Heafner, SS	(FIRST TEAM)
	Alex Entreklin, C	(FIRST TEAM)
	Taylor Shoop, DH	(FIRST TEAM)
2006	Ronnie Shore, 2B	(FIRST TEAM)
2007	Rob Wilson, DH	(FIRST TEAM)

*Davidson is no longer a NCCSIA affiliate, and can not earn end-of-year awards

College Home Run Derby Fan's Choice Award

2012	Drew Gadaire
------	--------------

National Awards Finalists

Gregg Olson Breakout Player of the Year

2017	Will Robertson, OF	(FINALIST, 3/5)
------	--------------------	-----------------

ABCA/Rawlings Gold Glove

2017	Jake Sidwell, C	(FINALIST, 3/3)
------	-----------------	-----------------

National Player of the Week

Collegiate Baseball

1993	Tim Kerns, OF	April 26
1997	Gus Quattlebaum, OF	Feb. 16
2001	Wes Self, P	Feb. 18
2009	Drew Gadaire, 1B	April 14
2012	Henry Sisson, P	April 16
2017	Brian Fortier, 1B	Feb. 27
	Will Robertson, OF	May 15
2018	Eric Jones, UTIL	Feb. 26

CollegeBaseballInsider.com

2012	Henry Sisson, P	Apr. 19
------	-----------------	---------

College Baseball Hall of Fame National Lineup

2012	Henry Sisson, P	Apr. 19
------	-----------------	---------

NCBWA

2001	Wes Self, P	Feb. 18
2012	Henry Sisson, P	Apr. 17

SOUTHERN CONFERENCE

Player of the Year

1975	George Weicker, 1B/OF
2005	Jay Heafner, 3B/P
2014	Forrest Brandt, OF

Freshman of the Year

1980	John Marshall, 1B
1985	Billy Masse, OF

Coach of the Year

1985	George Greer
2014	Dick Cooke

75th Anniversary First Team

Billy Masse, OF
George Weicker, 1B

All-Southern Conference

1955	Buzz Hope, 2B	(SECOND TEAM)
	Bill Rowland, OF	(SECOND TEAM)
1960	Harry Cline, C	(SECOND TEAM)
1961	Harry Cline, C	(SECOND TEAM)
1962	Harry Cline, C	(SECOND TEAM)
1964	Rick Smyre, OF	(FIRST TEAM)
	Dick Snyder, OF	(SECOND TEAM)
1965	Jim Hyder, SS	(FIRST TEAM)
	Howard Bryan, P	(SECOND TEAM)
	Dick Snyder, OF	(SECOND TEAM)
1966	Jim Hyder, SS	(SECOND TEAM)
1968	Gordon Slade, OF	(FIRST TEAM)
1969	Gordon Slade, OF	(FIRST TEAM)
1970	Gordon Slade, OF	(FIRST TEAM)
1971	Harold Wilkerson, C	(FIRST TEAM)
	Bill Barnhill, OF	(SECOND TEAM)
	Rick Papan, P	(SECOND TEAM)
	Jack Willits, SS	(SECOND TEAM)
1972	George Weicker, 1B	(FIRST TEAM)
1974	Mark Rodgman, C	(FIRST TEAM)
	George Weicker, 1B	(SECOND TEAM)
1975	George Weicker, 1B	(FIRST TEAM)
	Mark Rodgman, C	(FIRST TEAM)
	Joel Tew, P	(FIRST TEAM)
1976	Rick Blinkhorn, 2B	(SECOND TEAM)
	Stan Brown, OF	(SECOND TEAM)
1977	Bob Lapple, C	(FIRST TEAM)
1978	Bob Lapple, C	(FIRST TEAM)
1979	Bob Lapple, C	(FIRST TEAM)
	John Porter, OF	(FIRST TEAM)
	John Porter, OF	(FIRST TEAM)
1980	John Marshall, 1B	(HONORABLE MENTION)
	Phillip Gordon, C	(FIRST TEAM)
1981	Keith Helfant, 2B	(FIRST TEAM)
1985	Billy Masse, OF	(FIRST TEAM)
	David Turgeon, 3B	(FIRST TEAM)
1986	Steve Condon, P	(FIRST TEAM)
	Keith Helfant, 2B	(FIRST TEAM)
	Alan Lewis, SS	(FIRST TEAM)
	Dan Simonds, C	(FIRST TEAM)
	David Turgeon, 3B	(FIRST TEAM)
1987	Alan Lewis, SS	(FIRST TEAM)
	Billy Masse, OF	(FIRST TEAM)
	Dan Simonds, C	(FIRST TEAM)
	David Turgeon, 3B	(FIRST TEAM)
1988	Roy Vilardi, OF	(FIRST TEAM)
	Greg Wilcox, P	(FIRST TEAM)
1993	Rick Bender, SS	(FIRST TEAM)
	Brett Boretti, C	(FIRST TEAM)
	Chris Carrigan, P	(SECOND TEAM)
	Mac Chapman, 3B	(SECOND TEAM)
	Tim Kerns, OF	(SECOND TEAM)
1994	Brett Boretti, C	(FIRST TEAM)
	Jazz Freitas, OF	(FIRST TEAM)
	Clay Hall, 1B	(FIRST TEAM)
1995	Chris Pollard, P	(SECOND TEAM)
	Gus Quattlebaum, OF	(SECOND TEAM)
1996	Luke Goodwin, OF	(SECOND TEAM)
1997	Luke Goodwin, OF	(SECOND TEAM)
	Gus Quattlebaum, OF	(SECOND TEAM)
1998	Mike DeSimone, DH	(FIRST TEAM)
2000	Tim Frend, OF	(FIRST TEAM)
	Ben Brown, SS	(SECOND TEAM)
	Cassidy Lundin, 3B	(SECOND TEAM)
2001	James Marino, C	(FIRST TEAM)
	Tim Frend, OF	(SECOND TEAM)
	Billy Ryan, DH	(SECOND TEAM)

2002	Tim Frend, OF	(SECOND TEAM)
2003	Sam Navarro, OF	(SECOND TEAM)
2004	Brian Arkin, P	(SECOND TEAM)
	Eli Benefield, SS	(SECOND TEAM)
	Alex Entreklin, C	(SECOND TEAM)
	Jay Heafner, RP	(SECOND TEAM)
2005	Jay Heafner, 3B	(FIRST TEAM)
	Alex Entreklin, C	(SECOND TEAM)
	Taylor Shoop, DH	(SECOND TEAM)
2006	Ronnie Shore, 2B	(FIRST TEAM)
	Jay Heafner, SS	(SECOND TEAM)
	Gregory Zage, OF	(SECOND TEAM)
	Rob Wilson, DH	(SECOND TEAM)
2007	Rob Wilson, DH	(FIRST TEAM)
	Matt Webb, P	(SECOND TEAM)
2009	Danny Weiss, DH	(SECOND TEAM)
2014	Forrest Brandt, OF	(FIRST TEAM)
	Lee Miller, OF	(FIRST TEAM)
	Ryan Lowe, DH	(FIRST TEAM)
	David Daniels, 3B	(FIRST TEAM)
	Danny Mooney, SP	(SECOND TEAM)
	Nathan Becker, OF	(SECOND TEAM)

Southern Conference All-Freshman

2009	Drew Gadaire, 1B
2010	Andrew Barna, 3B
2011	Forrest Brandt, OF
2012	Henry Sisson, LHP
2013	Sam Foy, 2B

Southern Conference All-Tournament

1994	Brett Boretti, C
2014	Daniel Gerow, C

Southern Conference Player of the Month

2005	Jay Heafner, 3B/P	March
2010	Andrew Barna, 3B	Feb.

Southern Conference Player of the Week

1993	Clay Hall, 1B	April 17
	Tim Kerns, OF	April 24
1994	Mac Chapman, 3B	March 13
	Mac Chapman, 3B	March 20
1995	Brad Edwards, 1B	April 2
1996	Luke Goodwin, OF	March 10
2000	Tim Frend, OF	Feb. 21
	Steward Sloan, 1B	April 20
2002	Tim Frend, OF	March 25
	Chris Emond, DH	April 29
2003	Sam Navarro, OF	April 1
2004	Jay Heafner, 3B	May 17
2005	Jay Heafner, 3B	April 4
	Andrew Musashe, OF	May 2
2007	Matt Webb, SS	March 19
2010	Andrew Barna, 3B	Feb. 22
2014	Forrest Brandt, OF	March 10

Southern Conference Pitcher of the Week

1993	Mac Chapman	April 10
1995	Chris Pollard	March 26
1999	Wes Self	March 2
	Wes Self	April 26
2001	Wes Self	March 5
2002	Tim Frend	April 15
2003	Derrick Wolpert	April 14
2004	Brian Akin	Feb. 23
2005	Jay Heafner	Feb. 27
	Andy Carter	May 16
2006	Jay Heafner	Feb. 27
2009	Mike Frongello	April 20
2011	Chris Lamb	March 6
2012	Henry Sisson	April 13
2013	Nick Neitzel	May 21
2014	Danny Mooney	April 28

BIG SOUTH CONFERENCE

Big South Player of the Year

1992	Andy Paul, P
------	--------------

Big South Coach of the Year

1992	Dick Cooke
------	------------

All-Big South Conference

1991	Rick Bender, SS	(FIRST TEAM)
	Ralph Isernia, OF	(FIRST TEAM)
	Dave Williams, P	(FIRST TEAM)
1992	Rick Bender, SS	(FIRST TEAM)
	Andy Paul, P	(FIRST TEAM)

Big South All-Tournament Team

1992	Paul Brannan, OF
------	------------------



AWARDS, ACCOLADES

ATLANTIC 10 CONFERENCE

All-Atlantic 10

2015	David Daniels, 1B	(FIRST TEAM)
2015	Lee Miller, OF	(FIRST TEAM)
	Sam Foy, 2B	(SECOND TEAM)
2016	Clark Beeker, P	(FIRST TEAM)
	Sam Foy, 2B	(FIRST TEAM)
2017	Will Robertson, RF	(FIRST TEAM)
	Brian Fortier, 1B	(SECOND TEAM)
2018	Eric Jones, C	(SECOND TEAM)
2019	Casey Sutherland, P	(SECOND TEAM)
	Justin Lebek, OF	(SECOND TEAM)
2020	(No A-10 Awards were given due to the COVID-19 pandemic)	

Atlantic 10 All-Rookie Team

2015	Alec Acosta, SS
2018	Alex Mardiney, OF
2019	Gabe Levy, P

Atlantic 10 Conference Player of the Week

2016	Jake Sidwell, C	Mar. 28
2017	Brian Fortier, 1B	Feb. 27
	Will Robertson, OF	April 10
	Will Robertson, OF	May 15
2018	Eric Jones, UTIL	Feb. 26
	Eric Jones, UTIL	March 19

Atlantic 10 Conference Pitcher of the Week

2016	Durin O'Linger	May 2
2017	Durin O'Linger	April 24
2018	Allen Barry	Feb. 19
	Connor Gordon	Feb. 26
2019	Allen Barry	Feb. 18
	Allen Barry	March 18
2020	Gabe Levy	Feb. 24
	Blake Hely	March 2

Atlantic 10 Conference Rookie of the Week

2016	Max Bazin, UTIL	April 25
2017	Brett Centracchio, DH	April 3
2019	Gabe Levy, P	May 6

Atlantic 10 All-Championship Teams

2015	Ryan Lowe, DH
	Lee Miller, OF
2016	Lee Miller, OF
	Josh Smutzer, SP
	Brian Fortier, 1B
	Westin Whitmire, RP
2017	Alec Acosta*, 2B
	Durin O'Linger*, SP/RP
	Josh Hudson, SP
	Eric Jones, 3B
2018	Justin Lebek, OF
	Evan Roberts, SP
2019	Eric Jones, 3B
	Casey Sutherland, SP

*Also named tournament Most Outstanding Player

ACADEMIC HONORS

All-America

CoSIDA Academic All-America

1980	John Porter, OF	(FIRST TEAM)
1981	John Porter, OF	(FIRST TEAM)
2000	Ben Brown, SS	(SECOND TEAM)
	Wes Self, P	(SECOND TEAM)
2001	Wes Self, P	(THIRD TEAM)
2002	Tim Frend, OF	(THIRD TEAM)

CoSIDA Academic All-District III

1991	Dan Cotton, OF	(SECOND TEAM)
1999	Ben Brown, SS	(FIRST TEAM)
	Wes Self, P	(SECOND TEAM)
2001	James Marino, C	(FIRST TEAM)
2005	Sam Navarro, OF	(SECOND TEAM)
2006	Alex Entrekin, C	(SECOND TEAM)
2014	Forrest Brandt, OF	(FIRST TEAM)

Conference All-Academic Teams

Southern Conference All-Academic

2003	Stephen Choate, P
	Michael Muniz, OF
	Andrew Musashe, OF
	Sam Navarro, OF
2004	Alex Entrekin, C
	Michael Muniz, OF
	Sam Navarro, OF

2005	Alex Entrekin, C
	Matt Hanson, P
	Matt Meade, P
	Michael Muniz, OF
	Andrew Musashe, OF
	Sam Navarro, OF
	Rob Shenk, P
	Rob Wilson, P
2006	Alex Entrekin, C
	Michael Kaufman, P
	Matt Meade, P
	Rob Shenk, P
2007	Blake Osborn, OF
	Matt Webb, P
2008	Pat Brady, DH
	Bobby DeMuro, P
	Zac Long, P
	Thomas Middour, P
	Matt Webb, SS
2009	Pat Brady, OF
	Graham Chapman, INF
	Mike Frongello, P
	Thomas Middour, P
	Sam Payne, OF
	Mac Read, P
	Matt Webb, P/INF
2010	Tommy Piacenza, C
	Mac Read, P
	Ryan Overcash, P
	Mike Frongello, P
	Thomas Middour, P
2011	Matt Sliwiak, P
	James Cerbie, INF
	Seth Freeman, C
	Mike Frongello, P
	Chris Lamb, P
	Ryan Overcash, P
	Sam Payne, INF
2012	Ryan Overcash, P
	James Cerbie, INF
	Brian Russell, P
2013	Andrew Barna, INF
2014	Ben Arkin, INF
	Forrest Brandt, OF
	Sam Foy, INF
	Durin O'Linger, P
	Matt Saeta, P

Atlantic 10 All-Academic

2016	Clark Beeker, SP
	Durin O'Linger, SP
2017	Durin O'Linger, SP
	Will Robertson, OF
2018	Andrew Ashur, RP
	Max Bazin, UTIL (SS)
	Austin Leonard, RP
	Casey Sutherland, RP
2019	Casey Sutherland, SP

1981	John Haskell
	Phillip Gordon
	Allen Griffin
1982	Allen Griffin
1983	John Mahoney
1984	Keith Helfant
1985	Billy Masse
1986	Unknown
1987	Unknown
1988	Chris Stuart
1989	Greg Wilcox
1990	Greg Wilcox
1991	Dave Williams
1992	Andy Paul
1993	Tim Kerns
1994	Brett Boretti
1995	Chris Pollard
1996	Gus Quattlebaum
1997	Luke Goodwin
1998	Mike DeSimone
1999	Ben Brown
2000	Ben Brown
2001	Tim Frend
	Billy Ryan
2002	Tim Frend
2003	Sam Navarro
2004	Alex Entrekin
	Jay Heafner
2005	Jay Heafner
2006	Alex Entrekin
	Ronnie Shore
2007	Rob Wilson
2008	Zach Kayne
2009	Zach Kayne
	Chase FitzPatrick
2010	Drew Gadaire
2011	Drew Gadaire
2012	Drew Gadaire
2013	Ryan Lowe
2014	Forrest Brandt
2015	David Daniels
2016	Brian Fortier
2017	Will Robertson
2018	Eric Jones
2019	Eric Jones
2020	Matt Frey

Rick Smyre Hustle Award

1967	Jack Smith
1968	Frank Murphy
1969	Frank Murphy
1970	Harold Wilkerson
1971	Harold Wilkerson
1972	Harold Wilkerson
1973	Gary Pomeroy
1974	Mitch Stone
1975	Mark Rodgman
1976	Mitch Stone
	Dave Wiley
1977	Unknown
1978	Unknown
1979	Jim Richards
1980	Unknown
1981	Unknown
1982	Unknown
1983	Unknown
1984	Unknown
1985	Unknown
1986	Unknown
1987	David DePaul
1988	Ken Bogert
1989	Mike Holland
1990	Mikio Aoki
1991	Ralph Isernia
1992	Brett Boretti
1993	Brett Boretti
1994	Brett Boretti
1995	Pat Barrett
1996	Jeff Coker
1997	Jeff Coker
1998	Ben Brown
1999	Kurt Davis
2000	Cassidy Lundin
2001	Cassidy Lundin
2002	Stephen Aldrich
2003	Andrew Musashe
2004	Ronnie Shore
2005	Andrew Musashe
2006	Ronnie Shore
2007	Brett Shore

TEAM AWARDS

Fielding Clark MVP

1956	Billy Morris
1957	James West
	Don McRee
1958	Don Killian
1959	Russ Cotton
1960	Don Killian
1961	Russ Cotton
1962	Harry Ciine
1963	Tommy Tuttle
1964	Rick Smyre
1965	Howard Bryan
	Jim Hyder
1966	Jim Hyder
1967	Jack Smith
1968	Gordon Slade
1969	Gordon Slade
1970	Gordon Slade
1971	Rick Pipan
1972	Harold Wilkerson
1973	Jack Willits
1974	Mark Rodgman
1975	George Weicker
1976	Rick Blinkhorn
1977	Tim Barr
1978	Bob Lapple
1979	Bob Lapple
	John Porter
1980	John Porter

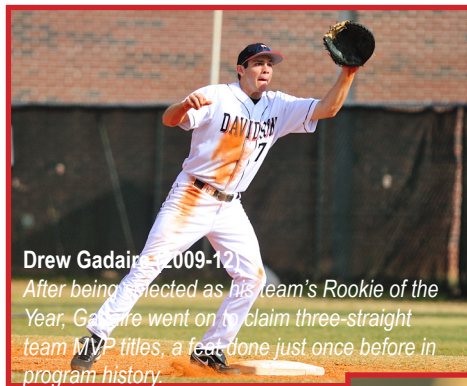


AWARDS, ACCOLADES

- 2008 Brett Shore
- Will General
- 2009 Will General
- Seth Freeman
- 2010 Seth Freeman
- 2011 Adrian Muoio
- 2012 Seth Freeman
- Adrian Muoio
- 2013 Aaron Tovsky
- 2014 Tyler Agard
- 2015 James Padley
- 2016 Jake Sidwell
- Sam Foy
- 2017 Jake Sidwell
- Zach Nussbaum
- 2018 Andrew Born
- 2019 Matt Frey
- 2020 **Parker Nolan**

George Weicker Rookie of the Year

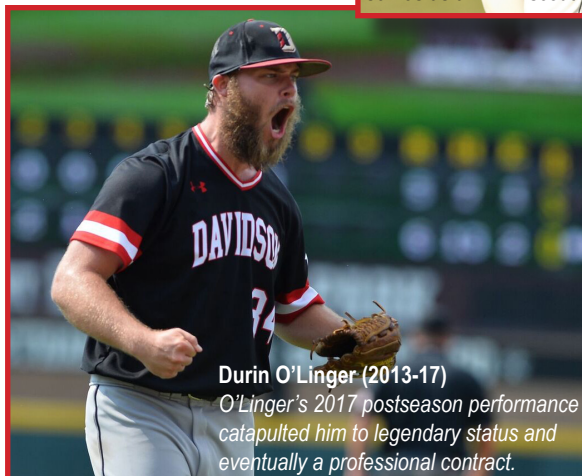
- 1988 Ralph Isernia
- 1989 Joe Azzolino
- 1990 Robert Eenhoorn
- 1991 Brett Boretti
- 1992 Mills Arial
- 1993 Jeff Andrews
- 1994 Jonathan Coulombe
- 1995 Jeff Coker
- 1996 Kurt Davis
- 1997 Ben Brown
- 1998 Jeremiah Parvin
- 1999 Tim Frend
- 2000 Derrik Wolpert
- 2001 Brian Akin
- 2002 Sam Navarro
- 2003 Jay Heafner
- 2004 Rob Wilson
- 2005 Zac Long
- 2006 Blake Osborn
- 2007 Tommy Piacenza
- Thomas Middour
- 2008 Danny Weiss
- 2009 Drew Gadaire
- 2010 Andrew Barna
- 2011 Forrest Brandt
- 2012 Henry Sisson
- 2013 Sam Foy
- 2014 Cody White
- 2015 Alec Acosta
- 2016 Max Bazin
- 2017 Brett Centracchio
- 2018 Alex Mardiney
- 2019 **Gabe Levy**
- 2020 **Bennett Flynn**



Drew Gadaire (2009-12)
After being selected as his team's Rookie of the Year, Gadaire went on to claim three-straight team MVP titles, a feat done just once before in program history.



Jay Heafner (2003-06)
A two-way player with multiple program records, Heafner now serves as an MLB scout.



Durin O'Linger (2013-17)
O'Linger's 2017 postseason performance catapulted him to legendary status and eventually a professional contract.

Most Valuable Pitcher

- 1997 Jonathan Coulombe
- 1998 Wes Self
- 1999 Wes Self
- 2000 Wes Self
- 2001 Jeremiah Parvin
- 2002 Mark Wells
- 2003 Andy Carter
- 2004 Brian Akin
- 2005 Andy Carter
- 2006 Rob Wilson
- 2007 Rob Wilson
- Matt Webb
- 2008 Thomas Middour
- 2009 Mike Frongello
- 2010 Thomas Middour
- 2011 Mike Frongello
- 2012 Ryan Overcash
- 2013 Danny Mooney
- 2014 Danny Mooney
- 2015 Matt Saeta
- 2016 Clark Beeker
- 2017 Durin O'Linger
- 2018 Evan Roberts
- 2019 Casey Sutherland
- 2020 **Gabe Levy**

WILDCATS IN THE BIG LEAGUES

Player	Yrs. At Davidson	Teams
Fred Anderson, P	1906	Boston Red Sox, AL (1909-'13) Buffalo Blues, Fed.I (1914-15) New York Giants, NL (1916-18)
Hyder Barr, OF/IF	1908	Philadelphia Athletics, AL (1908-09)
Everett Booe, OF/IF	1908-11	Pittsburgh Pirates, NL (1913) Indianapolis Hoosiers, Fed. (1914) Buffalo Blues, Fed. (1914)
Jay Cashion, P	1908	Washington Senators, AL (1911-14)
Low Christenbury	1914	Boston Braves, NL (1919-22)
Rufe Clarke, P	1916-19	Detroit Tigers, AL (1923-24)
Pat Crawford, IF	1920-23	New York Giants, NL (1929-30) Cincinnati Reds, NL (1930)
Robert Eenhoorn, LF	1990	St. Louis Cardinals, NL (1933-34) New York Yankees, AL (1994-96) California Angels, AL (1996) Anaheim Angles (1997)
Willy Fetzner, PH	1903-05	Philadelphia Athletics, AL (1906)
Dick Marlowe, P	1948	Detroit Tigers, AL (1951-56) Chicago White Sox, AL (1956)
Buck Marrow, P	1928-29	Detroit Tigers, AL (1932)
Doc Vail, P	1904	Brooklyn Dodgers, NL (1937-38) Pittsburgh Pirates (1908)



MLB DRAFT CHOICES

Year	Player	Round	Overall	Team
1966	Dick Snyder, OF	30th	579	Washington Senators
1970	Gordon Slade, OF	37th	805	Washington Senators
1978	Stan Brown, OF	16th	409	Pittsburgh Pirates
1979	Bob Lapple, C	7th	178	Cincinnati Reds
1986	Steve Condon, RHP	23rd	579	Milwaukee Brewers
1987	Dan Simonds, C	7th	169	Baltimore Orioles
	Billy Masse, OF	12th	295	Chicago Cubs
	Alan Lewis, SS	15th	377	Los Angeles Dodgers
	David Turgeon, 3B	22nd	574	New York Yankees
	Dave Fitzgerald, LHP	49th	1,164	New York Yankees
1988	Dave Fitzgerald, LHP	27th	705	Milwaukee Brewers
1990	Robert Eenhoorn, SS	2nd	45	New York Yankees
	Greg Wilcox, RHP	31st	823	Toronto Blue Jays
1991	Steve Livesey, IF	35th	907	New York Yankees
1995	Rhett Ingerick, RHP	47th	1,289	Florida Marlins
1996	Rhett Ingerick, RHP	77th	1,687	New York Yankees
2002	Tim Frend, OF	23rd	678	Kansas City Royals
2004	Brian Akin, RHP	14th	418	Los Angeles Dodgers
2005	Andy Carter, RHP	35th	1,069	New York Yankees
2006	Jay Heafner, SS	23rd	688	Texas Rangers
2009	Zach Kayne, SS	22nd	673	Chicago White Sox
2011	Chris Lamb, LHP	11th	346	Oakland A's
	Andy Bass, RHP	18th	418	Tampa Bay Rays
2013	Jake Sidwell, C (HS)	39th	1,174	Los Angeles Dodgers
2016	Clark Beeker	33rd	993	Minnesota Twins
2017	Will Robertson	30th	908	Baltimore Orioles



TEAM AND INDIVIDUAL PROGRAM RECORDS

TEAM RECORDS

Single-Season Hitting

Batting Average

- .328 (1986)
- .325 (2005)
- .311 (1993)
- .303 (2014)
- .301 (2007)

Slugging Percentage

- .559 (1987)
- .516 (1993)
- .513 (2005)
- .476 (1992)
- .468 (2009)

On-Base Percentage

- .429 (1985)
- .400 (2005)
- .394 (2000)
- .391 (1992 and 1993)
- .382 (2001)

Runs

- 384 (1988)
- 373 (2017)
- 366 (2005)
- 357 (2010)
- 351 (2000)

Hits

- 597 (2017)
- 592 (2005)
- 577 (2007)
- 543 (2000)
- 536 (2006)

Doubles

- 126 (2005)
- 122 (2009)
- 112 (2015)
- 110 (1993)
- 109 (2007)

Triples

- 18 (1997)
- 15 (2010)
- 14 (1996)
- 13 (1993)
- 12 (1998)

Home Runs

- 84 (1987)
- 71 (2017)
- 68 (2005 and 1992)
- 67 (1993 and 2019)
- 66 (2009)

Walks

- 299 (1985)
- 260 (2000)
- 257 (1992)
- 252 (2018)
- 248 (2017)

Runs Batted In (RBI)

- 339 (1998 and 2017)
- 328 (2007)
- 325 (2005)
- 320 (2010)
- 309 (1993 and 2018)

Total Bases

- 934 (2005)
- 924 (2017)
- 848 (1993)
- 847 (2007)
- 833 (1992)

Stolen Bases

- 102 (1998)
- 81 (2010 and 1999)
- 69 (2005)
- 68 (2012)
- 63 (2000)

Games Played

- 61 (2017)

At-Bats

- 2,164 (2017)

Grand Slams

- 5 (1992)

Extra-Base Hits

- 200 (2005)

Hit By Pitch

- 91 (2010)

Sacrifices

- 39 (2000)

Sacrifice Flies

- 35 (2016)

Single-Game Hitting

At-Bats

- 60 vs. North Carolina (4/21/1919)

Runs

- INNING: 17 (1st) vs. Mount St. Mary's (2/28/2010)
- GAME: 30 at North Carolina A&T (3/17/1992)

Hits

- GAME: 29 at East Tennessee State (5/12/2005)

Batting Average

- .594 (19-for-32) vs. Manhattan (2/26/2005)

Home Runs

- INNING: 4 (9th) at UMass; Will Robertson, Justin Lebek, Brett Centracchio, Cam Johnson (5/18/2017)
- GAME: 7 vs. Georgetown; Justin Lebek 2, Eric Jones, Max Bazin, Brett Centracchio, Walker Imwalle, Alex Fedje-Johnson (2/24/2018)

Grand Slams

- 2 vs. Yale (3/11/1997)

Doubles

- 10 vs. Richmond (5/15/15)

Triples

- INNING: 3 vs. Eastern Baptist (4/7/1970)

Extra-Base Hits

- 14 at UNC Asheville (4/21/1993)

Total Bases

- 49 at UNC Asheville (4/21/1993)

Slugging Percentage

- 1.043 at UNC Asheville (4/21/1993)

RBI

- 27 at North Carolina A&T (3/17/1992)

Walks

- 19 vs. Cascade Mills (3/19/1949)

Stolen Bases

- 10 at Presbyterian (4/10/2012)

Hit By Pitch

- 8 vs. Albany (3/8/2000)
- 8 vs. NC Central (4/17/2010)

Single-Season Pitching

Earned Run Average

- 2.81 (1970)
- 3.91 (2018)
- 4.39 (2015)
- 4.45 (2017)
- 4.46 (2014)

Batting Average Against

- .264 (2014 and 2018)
- .265 (2019)
- .280 (2011)
- .281 (2017)

- .287 (2012)

Strikeouts

- 421 (2019)
- 406 (2017)
- 373 (2004)
- 363 (2018)
- 361 (2010)

Most Strikeouts Looking

- 121 (2019)
- 117 (2017)
- 116 (2004)
- 115 (2006)
- 112 (2015)

Wins

- 35 (2017)
- 33 (2018)
- 29 (2014 and 2019)
- 28 (1992, 2016, 2015)

Saves

- 19 (2017)
- 15 (2019)
- 14 (2014)
- 12 (2004 and 2016)
- 11 (2015)

Fewest Runs Allowed

- 265 (2018)
- 275 (2011)
- 283 (2014)
- 285 (2019)
- 301 (2015)

Fewest Earned Runs Allowed

- 207 (2018)
- 211 (2014)
- 216 (2015)
- 217 (2011)
- 236 (2019)

Shutouts

- 6 (1990)
- 4 (2019)
- 4 (2018)
- 4 (2016)
- 4 (2014)

Complete Games

- 28 (1975)

Innings

- 550.2 (2017)

Fewest Walks

- 156 (2011)

Strikeouts Per Nine

- 8.44 (2019)
- 7.39 (1963)

Fewest Hits Per Nine

- 7.50 (1971)

Fewest Walks Per Nine

- 3.12 (2004)

INDIVIDUAL RECORDS

Single-Season Hitting

Games Played

- 61- Will Robertson (2017)
- 61- Brian Fortier (2017)
- 61- Cam Johnson (2017)
- 61- Justin Lebek (2017)
- 61- Eric Jones (2017)
- 60- Alec Acosta (2017)
- 58- Max Bazin (2017)
- 54- Eight Tied

At-Bats

- 258- Will Robertson (2017)
- 253- Brian Fortier (2017)
- 251- Cam Johnson (2017)
- 248- Alec Acosta (2017)
- 245- Eric Jones (2017)

- 236- Alden Crissey (2007)
- 229- Matt Webb (2007)
- 221- Zach Kayne (2001)
- 220- Justin Lebek (2017)
- 220- Stewart Sloan (2000)

Runs

- 64- Billy Masse (1987)
- 63- Billy Masse (1986)
- 62- Billy Masse (1985)
- 61- Will Robertson (2017)
- 58- Gus Quattlebaum (1997)
- 58- Luke Goodwin (1997)
- 58- Rick Bender (1992)
- 56- Tim Frend (2000)
- 55- Jay Heafner (2006)
- 54- Drew Gadaire (2010)
- 54- Ron Kmacik (1988)

Hits

- 91- Jay Heafner (2005)
- 86- Will Robertson (2017)
- 80- Ronnie Shore (2006)
- 79- Eric Jones (2017)
- 78- Alec Acosta (2017)
- 78- Alden Crissey (2007)
- 78- Tim Frend (2000)
- 77- Rob Wilson (2007)
- 76- Brian Fortier (2017)
- 74- Drew Gadaire (2010)
- 74- Rick Bender (1992)
- 74- Robert Eenhoorn (1990)

Batting Average

- .459- Jim West (1957)
- .448- Jay Heafner (2005)
- .448- George Weicker (1975)
- .432- Buzzy Hope (1955)
- .430- Billy Masse (1985)
- .429- Gordon Slade (1968)
- .422- Allen Griffin (1982)
- .419- Billy Morris (1956)
- .417- Allen Griffin (1981)
- .410- Alan Lewis (1986)
- .410- Stephen Aldrich (2001)

Home Runs

- 18- Will Robertson (2017)
- 17- Tim Kerns (1993)
- 15- Brian Fortier (2017)
- 15- Dave Turgeon (1987)
- 14- Alan Lewis (1987)
- 14- Gus Quattlebaum (1997)
- 14- Chase FitzPatrick (2009)
- 14- Ruben Fontes (2019)
- 13- Billy Masse (1987)
- 13- Mikio Aoki (1988)
- 13- Rick Bender (1992)
- 13- Brett Boretti (1993)
- 13- Gus Quattlebaum (1996)

Grand Slams

- 2- Tim Waters (1986)
- 2- Mikio Aoki (1988)
- 2- George Halter (1988)
- 2- Joe Azzolino (1992)
- 2- Tim Kerns (1993)
- 2- Jeff Coker (1996)
- 2- Alex Entekin (2005)
- 2- Eric Jones (2018)
- 2- Trevor Candelaria (2019)

Doubles

- 22- Zach Kayne (2009)
- 21- Eli Benfield (2005)
- 21- Lee Miller (2015)
- 20- Brett Boretti (1994)
- 20- Stewart Sloan (1999)
- 20- Mikio Aoki (1990)
- 20- Pete Hughes (1990)
- 19- Cam Johnson (2017)
- 19- Will Robertson (2017)
- 19- Roy Vilardi (1988)

Triples

- 7- Luke Goodwin (1997)
- 5- Ron Kmacik (1990)
- 5- Rhett Ingerick (1996)
- 4- Bill Barnhill (1971)
- 4- Cam Zurbuegg (1979)
- 4- Luke Goodwin (1996)

- 4- Brian Joyce (1998)
- 4- Ben Brown (1999)
- 4- DJ Dailey (2002)
- 3- By Many

Extra Base Hits

- 39- Will Robertson (2017)
- 35- Tim Kerns (1993)
- 34- Brian Fortier (2017)
- 33- Chase FitzPatrick (2009)
- 31- Roy Vilardi (1988)
- 30- Rick Bender (1992)
- 30- Brett Boretti (1993)
- 30- Luke Goodwin (1997)
- 30- Lee Miller (2015)

Total Bases

- 163- Will Robertson (2017)
- 142- Jay Heafner (2005)
- 141- Brian Fortier (2017)
- 135- Tim Kerns (1993)
- 133- Rick Bender (1992)
- 125- Zach Kayne (2009)
- 125- Dave Turgeon (1987)
- 124- Brett Boretti (1993)
- 123- Tim Frend (2000)
- 122- Chase FitzPatrick (2009)

Slugging Percentage

- .810- George Weicker (1975)*
 - .786- Dave Turgeon (1987)
 - .763- Tim Kerns (1993)
 - .741- Billy Masse (1985)
 - .741- Billy Masse (1987)
 - .705- Brett Boretti (1993)
 - .700- Jay Heafner (2005)
 - .688- Allen Griffin (1982)
 - .681- Alan Lewis (1986)
 - .662- David DePaul (1987)
- *Led NCAA Division I

On-Base Percentage

- .533- Jay Heafner (2005)
- .503- Mac Chapman (1993)
- .500- Mac Chapman (1994)
- .483- Gus Quattlebaum (1996)
- .470- Mike Liebdzinski (1992)
- .469- Ben Brown (2000)
- .467- Zach Kayne (2008)
- .467- Tim Frend (2000)
- .466- Danny Weiss (2010)
- .461- Rob Wilson (2007)

RBI

- 61- Alan Lewis (1985)
- 61- Tim Kerns (1993)
- 60- Eric Jones (2018)
- 59- Brad Edwards (1997)
- 58- Jay Heafner (2005)
- 55- Lee Miller (2015)
- 54- Brian Fortier (2017)
- 53- Dave Turgeon (1985, 1986)
- 53- Tim Frend (2000)
- 52- Andrew Barna (2010)

Walks

- 47- Zach Kayne (2008)
- 45- Jay Heafner (2006)
- 45- Ryan Stroker (2000)
- 44- Gus Quattlebaum (1996)
- 43- Mac Chapman (1993)
- 43- Cam Johnson (2017)
- 42- Billy Masse (1985)
- 42- Alan Lewis (1986)
- 41- John Porter (1980)
- 41- Billy Masse (1986)

Stolen Bases

- 37- Brian Joyce (1999)
- 34- Brian Joyce (1998)
- 27- Billy Masse (1985)
- 25- Ben Brown (1998)
- 24- Ben Brown (1999)
- 23- Ben Brown (2000)
- 22- Billy Masse (1987)
- 22- Ron Kmacik (1990)
- 22- Jack Purcell (2000)
- 21- Andrew Musashe (2005)
- 21- Jazz Freitas (1994)



TEAM AND INDIVIDUAL PROGRAM RECORDS

Hit By Pitch

- 17- Matt Frey (2019)
- 16- Brett Boretti (1994)
- 15- Jeff Coker (1997)
 - 15- Kurt Davis (1998)
- 14- Alec Acosta (2018)
 - 14- Justin Lebek (2017)
- 12- Sam Payne (2010)
- 11- Andrew Musashe (2004)
 - 11- Justin Lebek (2018)
 - 11- Michael Muniz (2005)
 - 11- Ryan Stroker (2000)

Sacrifices

- 11- Jack Purcell (2000)
 - 11- Jazz Freitas (1991)
- 10- DJ Dailey (2001)
- 9- Andrew Pope (2016)
- 8- Dave Yearwood (1975)
 - 8- Mac Chapman (1993)
 - 8- Brett Shore (2008)
- 7- By Many

Sacrifice Flies

- 8- Gregory Zage (2006)
- 7- Alec Acosta (2018)
- 6- Brett Boretti (1994)
 - 6- Sam Foy (2016)
 - 6- Alec Acosta (2016)
- 5- By Many

Streaks

Consecutive games reached base:
54- Will Robertson (2017)

Consecutive game hitting streak:
24- Jazz Freitas (3/24-5/5/1994)

Consecutive hits:

11- George Weicker (3/28-4/3/1975)

Consecutive times reaching base:
16- George Weicker (3/28-4/3/1975)

Single-Game Hitting

At-Bats

8- Cam Johnson vs. Texas A&M (6/9/2017)

Runs

5- Done Many Times (Last: James Cerbie vs. NC Central, 2/23/2010)

Hits

6- Gus Quattlebaum vs. VCU (2/16/1997)

Batting Average

1.000- Gus Quattlebaum vs. VCU (2/16/1997, 6-for-6)
Brian Fortier vs. Butler (3/5/2017, 5-for-5)

Home Runs

INNING: 2- Tim Frend vs. Furman (4/17/1997)
GAME: 4- Gus Quattlebaum vs. VCU (2/16/1997)
Drew Gadaire vs. Gardner-Webb (4/8/2009)

Grand Slams

2- Jeff Coker vs. Yale (3/11/1997)

Doubles

3- Done by many (Last: Eric Jones at N.C. Central, 4/6/2019)

Triples

2- Done by many (Last: Rhett Ingerick vs. Appalachian State (at Hickory), 4/11/1996)

Total Bases

INNING: 8- Tim Frend vs. Furman (4/17/1999)
GAME: 18- Gus Quattlebaum vs. VCU (2/16/1997)

RBI

10- Gus Quattlebaum vs. VCU

No-Hitters

- James Groome vs. South Carolina, April 28, 1915
- Bill Miley vs. Elon, April 26, 1920
- Thomas Hunter vs. Wofford, April 18, 1923
- Steve Condon vs. Furman, March 22, 1986 (7 innings)
- Wes Self vs. High Point, Feb. 15, 2001
- Henry Sisson vs. Wofford, April 13, 2012

(2/16/1997)

Walks

4- Done by many (Last: Max Bazin vs. Gardner-Webb, 3/8/2017)

Stolen Bases

4- Brian Joyce vs. Cincinnati, Appalachian State (2/14/1998)(3/28/1998)

Single-Season Pitching

Sub-2.50 ERA (Min. 25 IP)

- 0.56- Matt Saeta (32.0 IP, 2015)
- 1.67- Dave Fitzgerald (27.0 IP, 1986)
- 1.70- Howard Bryan (69.0 IP, 1965)
- 1.80- Matt Webb (30.0 IP, 2007)
- 1.80- Tim Frend (25.0 IP, 2001)
- 1.82- Rick Pipan (94.0 IP, 1971)
- 1.99- Tim Barr (113.1 IP, 1977)
- 2.00- Wade Shepherd (67.2 IP, 1970)
- 2.01- Joel Tew (49.1 IP, 1973)
- 2.09- Joel Tew (94.2 IP, 1975)
- 2.14- Greg Wilcox (117.2 IP, 1990)
- 2.27- Earle Cole (51.1 IP, 1964)
- 2.37- Brian Akin (30.1 IP, 2001)
- 2.40- Wade Shepherd (45.0 IP, 1968)
- 2.41- Durin O'Linger (33.2 IP, 2014)
- 2.45- Dave Johnson (51.1 IP, 1963)
- 2.45- Clay Hall (36.2 IP) (1993)
- 2.47- Casey Sutherland (43.2 IP, 2018)
- 2.49- Casey Sutherland (79.2 IP, 2019)
- 2.49- Mike Hall (68.2 IP, 1976)

Appearances

- 39- Mike Frongello (2011)
- 34- Mike Frongello (2009)
- 33- Justin Hartanov (2005)
 - 33- Bobby DeMuro (2007)
- 32- Mike Frongello (2008)
- 31- Mike Frongello (2010)
 - 31- Mark Wells (2000)
- 28- Austin Leonard (2017)
 - 28- Westin Whitmire (2017)
- 27- Mike DeSimone (1998)
 - 27- Rob Shenk (2006)
 - 27- Andy Bass (2010)

Starts

- 17- Tim Barr (1977)
- 17- Durin O'Linger (2017)
- 16- Greg Wilcox (1988)
- 16- Greg Wilcox (1990)
- 16- Dave Williams (1990)
- 16- Rob Wilson (2007)
- 15- Dave Fitzgerald (1988)
 - 15- Dave Williams (1991)
 - 15- Andy Paul (1992)
 - 15- Andy Carter (2004)
 - 15- Thomas Middour (2010)
 - 15- Clark Beeker (2015)
 - 15- Clark Beeker (2016)

Complete Games

- 11- Howard Bryan (1966)
 - 11- Rick Pipan (1971)
 - 11- Chris Pollard (1995)
- 10- Joel Tew (1975)
 - 10- Tim Barr (1977)
 - 10- Andy Paul (1992)
 - 10- Jonathan Coulombe (1997)
- 8- Steve Condon (1986)
 - 8- Brad Wanzenberg (1991)
- 7- By Many

Shutouts

- 2- Rufe Clarke (1919)
- 2- Rick Pipan (1971)
 - 2- Jon Young (1979)
- 2- Steve Condon (1986)
- 2- Dave Williams (1990)
- 2- Chris Pollard (1995)
- 2- Clark Beeker (2016)

Wins

- 12- Greg Wilcox (1990)
- 11- Greg Wilcox (1988)
 - 11- Andy Paul (1992)
 - 11- Chris Pollard (1995)
- 9- Steve Condon (1986)
 - 9- Steve Condon (1987)
 - 9- Dave Williams (1991)
 - 9- Clark Beeker (2016)
 - 9- Durin O'Linger (2017)
- 8- Joel Tew (1975)
 - 8- Tim Barr (1977)
- 8- Brian Akin (2004)
- 8- Allen Barry (2018)
- 8- Casey Sutherland (2019)

Saves

- 12- Westin Whitmire (2017)
- 11- Brad Wanzenberg (1988)
 - 11- Jay Heafner (2004)
- 11- Gabe Levy (2019)
- 9- Westin Whitmire (2016)
- 8- Matt Webb (2007)
 - 8- Michael Goldberg (2014)
 - 8- Jay Heafner (2006)
- 6- Tim Frend (2001)
 - 6- Casey Sutherland (2018)
 - 6- Jay Heafner (2005)

Innings

- 118.2- Andy Paul (1992)
- 117.2- Greg Wilcox (1990)
- 116.2- Durin O'Linger (2017)
- 115.0- Chris Pollard (1995)
- 113.1- Tim Barr (1977)
- 109.1- Clark Beeker (2016)
- 105.0- Dave Williams (1991)
- 103.2- Dave Williams (1990)
- 101.0- Brian Akin (2004)
- 99.1- Chris Pollard (1996)

Strikeouts

- 125- Greg Wilcox (1990)
- 114- Andy Paul (1992)
- 106- Tim Barr (1977)
- 99- Greg Wilcox (1988)
- 96- Durin O'Linger (2017)
- 95- Brian Akin (2004)
- 94- Scott Weaver (1985)
- 90- Rob Wilson (2006)
- 88- Greg Wilcox (1989)
- 85- Chris Lamb (2011)

Single-Game Pitching

Strikeouts

17- Clarence Clark at Wake Forest (4/14/1908), Greg Wilcox at Charlotte (5/8/1988)

Single-Season Fielding

Putouts

- 528- Brian Fortier (2017)
- 475- Brad Edwards (1996)
- 474- Brian Fortier (2016)
 - 474- David Daniels (2015)
- 463- Stewart Sloan (2000)
- 461- John Edwards (1995)
- 437- Clay Hall (1994)
- 429- John Edwards (1997)
- 423- Clay Hall (1993)
- 419- Alden Crissey (2007)

Assists

- 192- Rick Bender (1991)
- 181- Jay Heafner (2006)
- 179- Rick Bender (1992)
- 170- Max Bazin (2017)
- 166- Anderson Marvin (1996)
- 164- Eli Benefield (2004)
- 159- Eli Benefield (2005) (2002)
- 158- DJ Dailey (2003)
- 156- Jeff Andrews (1995)

Most Wins By Class

- 125- Class of 2019
- 124- Class of 2018
- 120- Class of 2017

Single-Game Fielding

Putouts

26- Clay Hall vs. Morehead State (3/21/1994)

Assists

11- Jeff Andrews vs. Morehead State (3/21/1994)

CAREER RECORDS

Hitting

Batting Average

- .383- Billy Masse (1985-87)
- .381- Gordon Slade (1968-70)
- .378- Allen Griffin (1979-82)
- .366- Dave Turgeon (1984-87)
- .358- George Weicker (1972-75)
- .357- Alan Lewis (1985-87)
- .346- Tim Frend (1999-2002)
- .343- John Porter (1978-81)
- .335- Mikio Aoki (1987-90)
- .332- Brett Boretti (1991-94); Eric Jones (2016-19)

Hits

- 272- Tim Frend (1999-2002)
- 250- Jay Heafner (2003-06)
- 247- Eric Jones (2016-19)
- 244- Drew Gadaire (2009-12)
- 237- Rick Bender (1990-93)
 - 237- Alec Acosta (2015-18)
- 234- Ben Brown (1997-2000)
- 231- Forrest Brandt (2011-14)
- 228- Sam Foy (2013-16)
- 227- Dave Turgeon (1984-87)

Doubles

- 57- Eli Benefield (2002-05)
- 55- Tim Frend (1999-02)
- 54- Drew Gadaire (2009-12)
- 52- Brett Boretti (1991-94)
 - 52- Stewart Sloan (1997-00)
- 49- Rick Bender (1990-93)
 - 49- Lee Miller (2013-16)
- 48- Zach Kayne (2006-09)
- 48- Danny Weiss (2008-11)
- 46- Dave Turgeon (1984-87)

Triples

- 12- Luke Goodwin (1996-98)
- 10- Brian Joyce (1996-99)
 - 10- Ben Brown (1997-00)
- 9- Jazz Freitas (1991-94)
- 8- Rob Kmacik (1987-90)
 - 8- Ralph Isernia (1988-91)
 - 8- Rick Bender (1990-93)
- 7- Five Tied

Home Runs

- 38- Dave Turgeon (1984-87)
- 35- Gus Quattlebaum (1994-97)
- 34- Billy Masse (1985-87)
 - 34- Tim Frend (1999-02)
 - 34- Gregory Zage (2004-07)
- 33- Rick Bender (1990-93)
 - 33- Brett Boretti (1991-94)
- 32- Brad Edwards (1994-97)
- 31- Eric Jones (2016-19)
- 30- Tim Kerns (1989-93)

Extra Base Hits

- 94- Tim Frend (1999-02)
- 90- Rick Bender (1990-93)
- 89- Dave Turgeon (1984-1987)
- 85- Brett Boretti (1991-94)
- 81- Lee Miller (2013-16)
- 79- Billy Masse (1985-87)
- 78- Drew Gadaire (2009-12)
- 77- Gus Quattlebaum (1994-97)
- 76- Eric Jones (2016-19)
- 75- Alan Lewis (1985-87)

Total Bases

- 439- Tim Frend (1999-02)
- 401- Rick Bender (1990-93)
- 397- Dave Turgeon (1984-87)
- 387- Eric Jones (2016-19)
- 375- Jay Heafner (2003-06)
- 369- Brett Boretti (1991-94)
- 363- Drew Gadaire (2009-12)
- 352- Lee Miller (2013-16)
- 349- Brad Edwards (1994-97)
- 336- Forrest Brandt (2011-14)

RBI

- 182- Dave Turgeon (1984-87)
- 176- Tim Frend (1999-02)
- 173- Brad Edwards (1994-1997)
- 149- Lee Miller (2013-16)
- 145- Alan Lewis (1985-87)
- 144- Brett Boretti (1991-94)
- 143- Andrew Barna (2010-13)
- 142- Eric Jones (2016-19)
- 141- Jay Heafner (2003-06)
- 138- Tim Kerns (1989-93)

Runs

- 189- Billy Masse (1985-87)
- 181- Tim Frend (1999-02)
- 176- Rick Bender (1990-93)
- 160- Gus Quattlebaum (1994-97)
- 154- Jay Heafner (2003-06)
- 153- Ben Brown (1997-00)
- 145- Dave Turgeon (1984-87)
- 144- Jazz Freitas (1991-94)
- 140- Forrest Brandt (2011-14)
- 140- Eric Jones (2016-19)

Slugging Percentage

- .710- Billy Masse (1985-87)
- .659- Alan Lewis (1985-87)
- .639- Dave Turgeon (1984-87)
- .577- Gus Quattlebaum (1994-97)
- .563- Brett Boretti (1991-94)
 - .563- George Weicker (1972-75)
- .558- Tim Frend (1999-02)
- .556- Mac Chapman (1992-94)
- .547- Mikio Aoki (1987-90)
 - .547- Gregory Zage (2004-07)

Stolen Bases

- 88- Brian Joyce (1996-99)
- 87- Ben Brown (1997-00)
- 64- Billy Masse (1985-87)
- 62- John Porter (1978-81)
- 57- Ron Kmacik (1987-90)
- 49- Luke Goodwin (1996-98)
- 49- Forrest Brandt (2011-14)
- 42- Andrew Musashe (2002-05)
- 40- Ronnie Shore (2003-06)
- 38- Paul Brannan (1991-94)
 - 38- Jazz Freitas (1991-94)

Stolen Base Percentage

- .917- Cam Johnson (2015-18)
- .854- Brian Joyce (1996-99)
- .831- Forrest Brandt (2011-14)
- .824- Andrew Born (2015-18)
- .803- Luke Goodwin (1996-98)
- .800- Hugh Eden (2005-08)
- .787- Jack Purcell (1999-02)
- .784- Brett Shore (2007-09)
 - .784- Ben Brown (1997-00)

Walks

- 148- Mac Chapman (1990-94)
- 121- Gus Quattlebaum (1994-97)
- 112- Billy Masse (1985-87)
- 112- Jay Heafner (2003-06)
- 110- Alan Lewis (1985-87)
- 109- Keith Helfant (1983-86)
- 108- Michael Zeblo (2010-13)
 - 108- James Marino (1999-02)
- 107- John Porter (1978-81)
 - 107- Ralph Isernia (1988-91)

Games Played

- 208- Alec Acosta (2015-18)
- 204- Tim Frend (1999-02)
- 199- Jay Heafner (2003-06)
- 198- Rick Bender (1990-93)
- 198- Eric Jones (2016-19)
- 197- Jeremiah Parvin (1998-01)



TEAM AND INDIVIDUAL PROGRAM RECORDS

- 197- Max Bazin (2016-19)
- 7. 196- Sam Foy (2013-16)
- 8. 195- Andrew Barna (2010-13)
- 9. 193- Eli Benefield (2002-05)
- 10. 192- Forrest Brandt (2011-14)

At-Bats

- 1. 829- Alec Acosta (2015-18)
- 2. 808- Sam Foy (2013-16)
- 3. 787- Tim Frend (1999-02)
- 4. 777- Andrew Barna (2010-13)
- 5. 767- Jay Heafner (2003-06)
- 6. 747- Rick Bender (1990-93)
- 7. 746- Forrest Brandt (2011-14)
- 8. 745- Eric Jones (2016-19)
- 9. 738- Drew Gadaire (2009-12)
- 10. 735- Eli Benefield (2002-05)
- 735- Ben Brown (1997-00)

Hit By Pitch

- 1. 32- Justin Lebek (2016-19)
- 2. 27- Kurt Davis (1996-99)
- 3. 26- Brett Boretti (1991-94)
- 4. 25- Matt Frey (2017-20)
- 5. 24- Drew Gadaire (2009-12)
- 24- Alec Acosta (2015-18)
- 7. 23- Tim Frend (1999-02)
- 23- Danny Weiss (2008-11)
- 9. 22- By Many

Sacrifice Flies

- 1. 18- Alec Acosta (2015-18)
- 2. 16- Brett Boretti (1991-94)
- 3. 14- Sam Foy (2013-16)
- 4. 13- Lee Miller (2013-16)
- 5. 12- Gregory Zage (2004-07)
- 6. 11- Tim Frend (1999-02)
- 7. 10- Joe Azzolino (1989-92)
- 10- James Marino (1999-02)
- 9. 9- By Many

Sacrifices

- 1. 25- Max Bazin (2016-19)
- 2. 22- Jazz Freitas (1991-94)
- 3. 19- Jack Purcell (1999-02)
- 4. 18- Brett Shore (2006-09)
- 18- Andrew Pope (2013-16)
- 6. 17- DJ Dailey (2000-03)
- 7. 16- Bill Barnhill (1970-72)
- 8. 15- Alec Acosta (2015-18)
- 15- Mitch Stone (1973-76)
- 15- Cassidy Lundin (1998-01)

Pitching

ERA (min. 92 IP)

- 1. 2.35- Tim Barr (1974-77)
- 2. 2.79- Rick Pipan (1969-72)
- 3. 2.82- Howard Bryan (1964-66)
- 4. 3.06- Mike Hall (1974-76)
- 3.06- Joel Tew (1973-76)
- 6. 3.31- Wade Shepherd (1968-71)
- 7. 3.44- Durin O'Linger (2013-17)
- 3.44- Ross Manire (1971-74)
- 9. 3.48- Nick Neitzel (2012-14)
- 10. 3.53- Casey Sutherland (2016-19)

Wins

- 1. 33- Greg Wilcox (1987-90)
- 2. 26- Steve Condon (1984-87)
- 3. 21- Clark Beeker (2012-16)
- 4. 20- Chris Pollard (1993-96)
- 5. 19- Scott Weaver (1983-86)
- 19- Allen Barry (2016-19)
- 7. 18- Wes Self (1998-01)
- 18- Tim Barr (1974-77)
- 18- Dave Williams (1988-91)
- 10. 17- Durin O'Linger (2013-17)

Strikeouts

- 1. 379- Greg Wilcox (1987-90)
- 2. 258- Andy Carter (2002-05)
- 3. 243- Wes Self (1998-01)
- 4. 238- Rob Wilson (2004-07)
- 5. 229- Jonathan Coulombe (1994-97)
- 6. 211- Steve Condon (1984-87)
- 7. 209- Thomas Middour (2007-10)
- 8. 208- Clark Beeker (2012-16)
- 9. 197- Scott Weaver (1983-86)
- 10. 195- Durin O'Linger (2013-17)

Saves

- 1. 25- Jay Heafner (2003-06)
- 2. 23- Westin Whitmire (2014-17)
- 3. 22- Brad Wanzenberg (1988-91)
- 4. 13- Tim Frend (1999-02)
- 13- Matt Webb (2006-09)
- 13- Mike Frongello (2008-11)
- 7. 11- Gabe Levy (2019- Present)
- 8. 8- Michael Goldberg (2010-14)
- 9. 7- Casey Sutherland (2016-19)
- 10. 6- Three Tied

Innings Pitched

- 1. 386.1- Greg Wilcox (1987-90)
- 2. 322.1- Wes Self (1998-01)
- 322.1- Andy Carter (2002-05)
- 4. 318.0- Jonathan Coulombe (94-97)
- 5. 316.1- Rob Wilson (2004-07)
- 6. 309.0- Chris Pollard (1993-96)
- 7. 305.0- Thomas Middour (2007-10)
- 8. 302.1- Clark Beeker (2012-16)
- 9. 276.0- Scott Weaver (1983-86)
- 10. 272.1- Dave Williams (1988-91)

Appearances

- 1. 136- Mike Frongello (2008-11)
- 2. 90- Austin Leonard (2016-19)
- 2. 87- Westin Whitmire (2014-17)
- 3. 83- Mark Wells (1999-02)
- 4. 80- Andy Bass (2008-11)
- 80- Brad Wanzenberg (1988-91)
- 80- Matt Saeta (2012-15)
- 7. 79- Matt Sliwiak (2008-11)
- 79- Evan Roberts (2015-18)
- 9. 76- Ian Horkley (2008-11)
- 10. 75- Mac Hunter (2008-11)

Games Started

- 1. 56- Greg Wilcox (1987-90)
- 2. 54- Thomas Middour (2007-10)
- 3. 51- Wes Self (1998-01)
- 4. 49- Andy Carter (2002-05)
- 49- Rob Wilson (2004-07)
- 6. 45- Clark Beeker (2012-16)
- 7. 42- Ryan Overcash (2009-12)
- 42- Jonathan Coulombe (1994-97)
- 9. 41- Scott Weaver (1983-86)
- 10. 40- Dave Williams (1988-91)

Shutouts

- 1. 3- Rick Pipan (1969-72)
- 3- Dave Williams (1988-91)
- 3. 2- By Many

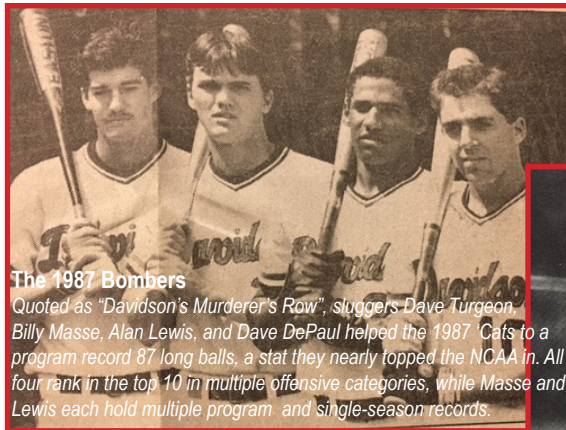
Walks Per 9^a

- 1. 1.43- Casey Sutherland (2016-19)
- 2. 1.5- Rick Pipan (1969-1972)
- 3. 1.7- Clark Beeker (2012-16)
- 4. 2.0- Howard Bryan (1964-66)
- 2.0- Ryan Overcash (2009-12)
- 2.0- Evan Roberts (2015-18)
- 7. 2.1- Dwight Plemmons (1972-75)
- 8. 2.2- Jonathan Coulombe (1994-97)
- 2.2- Matt Meade (2003-06)
- 10. 2.3- Dave Williams (1988-91)

Strikeouts Per 9^a

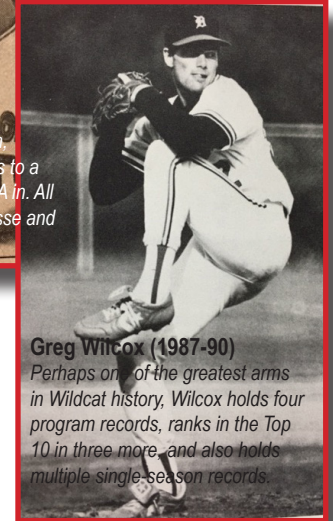
- 1. 9.3- Austin Leonard (2016-19)
- 2. 8.8- Greg Wilcox (1987-90)
- 8.8- Chris Lamb (2009-11)
- 4. 8.4- Tim Frend (1999-02)
- 8.4- Nick Neitzel (2012-14)
- 8.4- Jip Richards (2011-14)
- 8.4- Rob Shenk (2004-07)
- 8. 8.3- Allen Barry (2016-19)
- 9. 8.1- Andy Bass (2008-11)
- 10. 7.9- Matt Sliwiak (2008-11)

^a Once careers are complete



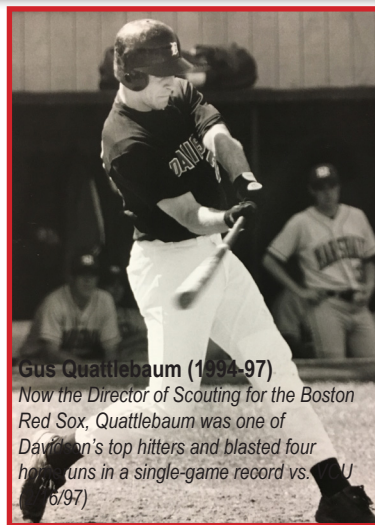
The 1987 Bombers

Quoted as "Davidson's Murderer's Row", sluggers Dave Turgeon, Billy Masse, Alan Lewis, and Dave DePaul helped the 1987 Cats to a program record 87 long balls, a stat they nearly topped the NCAA in. All four rank in the top 10 in multiple offensive categories, while Masse and Lewis each hold multiple program and single-season records.



Greg Wilcox (1987-90)

Perhaps one of the greatest arms in Wildcat history, Wilcox holds four program records, ranks in the Top 10 in three more, and also holds multiple single-season records.



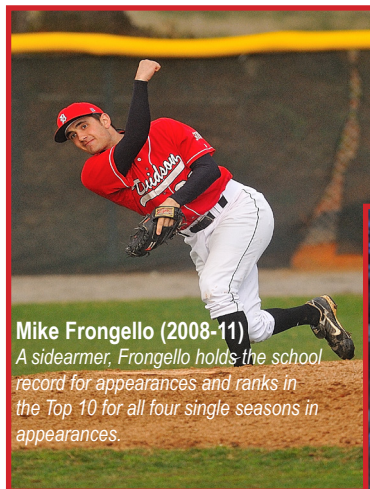
Gus Quattlebaum (1994-97)

Now the Director of Scouting for the Boston Red Sox, Quattlebaum was one of Davidson's top hitters and blasted four home runs in a single-game record vs. [redacted] (6/97)



Alec Acosta (2015-18)

A middle infielder and four-year starter, Acosta was essential to the Cats magical 2017 postseason. In addition to exiting Davidson as a member of the winningest class ever, he also holds program records for games played, sacrifice flies, and at bats.



Mike Frongello (2008-11)

A sidearmer, Frongello holds the school record for appearances and ranks in the Top 10 for all four single seasons in appearances.



Will Robertson (2014-17)

Robertson had a standout senior season, where he was named a finalist for the NCAA Breakout Player of the Year, and exited Davidson as the most decorated player in school history, earning 12 different national/conference accolades during his final campaign.



SINGLE-SEASON LEADERS

*Since 1992 season

HITTING

Games Played

(2017, 61; W. Robertson, B. Fortier, J. Lebek, C. Johnson, E. Jones)

2020 16 Alex Fedje-Johnson

16 Ruben Fontes

16 Matt Frey

16 Jacob Hinderleider

16 Parker Nolan

2019 51 Eric Jones

51 Brett Centracchio

51 Justin Lebek

51 Alex Mardiney

51 Max Bazin

2018 54 Eric Jones

54 Brett Centracchio

54 Ward Coleman

54 Alec Acosta

54 Justin Lebek

2017 61 Will Robertson

61 Brian Fortier

61 Justin Lebek

61 Eric Jones

61 Cam Johnson

2016 54 Brian Fortier

54 Andrew Pope

2015 50 Lee Miller

50 Ryan Lowe

50 Davids Daniels

50 Sam Foy

50 Alec Acosta

2014 48 Forrest Brandt

48 Ryan Lowe

48 David Daniels

2013 49 Nathan Becker

49 Andrew Barna

49 Michael Zeblo

2012 48 Forrest Brandt

48 Andrew Barna

2011 48 Forrest Brandt

2010 51 Drew Gadaire

51 Andrew Barna

51 Sam Payne

51 Michael Zeblo

2009 49 Zach Kayne

49 Chase Fitzpatrick

2008 50 Zach Kayne

50 Brett Shore

50 Hugh Eden

50 Chase FitzPatrick

2007 53 Rob Wilson

53 Alden Crissey

53 Zach Kayne

53 Matt Webb

2006 51 Ronnie Shore

51 Alden Crissey

51 Jay Heafner

51 Alex Entrekun

2005 50 Jay Heafner

50 Alex Entrekun

50 Eli Benefield

50 Andrew Musashe

50 Ronnie Shore

50 Michael Muniz

2004 53 Eli Benefield

53 Jay Heafner

2003 45 DJ Dailey

45 Jay Heafner

2002 50 Tim Frend

50 Eli Benefield

2001 51 Tim Frend

51 James Marino

51 Ryan Stroker

51 Cassidy Lundin

2000 54 Tim Frend

54 Stewart Sloan

54 Ryan Stroker

54 Jack Purcell

1999 49 Ben Brown

49 Tim Frend

49 Stewart Sloan

49 Brian Joyce

1998 51 Ben Brown

1997 52 Luke Goodwin

52 Gus Quattlebaum

52 Ben Brown

1996 49 Anderson Marvin

49 Jeff Coker

49 Brad Edwards

1995	51	Michael New
	51	Jeff Andrews
	51	Rhett Ingerick
1994	51	Clay Hall
	51	Brett Boretti
	51	Chad Blackwelder
1993	48	Clay Hall
	48	Mac Chapman
	48	Paul Brannan
1992	53	Rick Bender
	53	Tim Kerns
	53	Brett Boretti
	53	Paul Brannan
	53	Mac Chapman

Batting Average

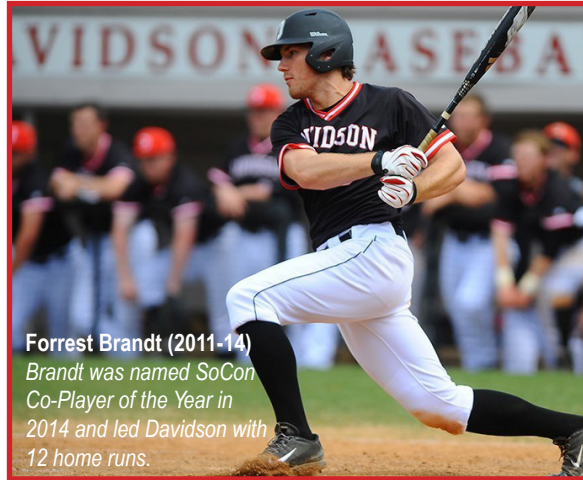
(2005, .448; Jay Heafner)

2020	.352	Brett Centracchio
2019	.351	Eric Jones
2018	.333	Eric Jones
2017	.333	Will Robertson
2016	.327	Brian Fortier
2015	.353	Lee Miller
2014	.368	Lee Miller
2013	.295	Forrest Brandt
2012	.322	Drew Gadaire
2011	.362	Drew Gadaire
2010	.346	Drew Gadaire
2009	.340	Zach Kayne
2008	.318	Zach Kayne
2007	.387	Rob Wilson
2006	.367	Ronnie Shore
2005	.448	Jay Heafner
2004	.328	Alex Entrekun
2003	.329	Sam Navarro
2002	.351	Tim Frend
2001	.342	Billy Ryan
2000	.364	Tim Frend
1999	.344	Ben Brown
1998	.348	Mike DeSimone
1997	.330	Jeff Coker
1996	.321	Luke Goodwin
1995	.342	John Edwards
1994	.371	Clay Hall
1993	.386	Brett Boretti
1992	.341	Rick Bender

Slugging Percentage

(1993, .763; Tim Kerns)

2020	.648	Brett Centracchio
2019	.579	Eric Jones
2018	.577	Eric Jones
2017	.632	Will Robertson
2016	.405	Aaron Tovskey
2015	.587	Lee Miller
2014	.626	Forrest Brandt
2013	.518	Andrew Barna
2012	.435	Drew Gadaire
2011	.569	Drew Gadaire
2010	.597	Danny Weiss
2009	.632	Chase FitzPatrick
2008	.574	Matt Webb
2007	.563	Rob Wilson
2006	.629	Gregory Zage
2005	.700	Jay Heafner
2004	.496	Taylor Shoop
2003	.479	Sam Navarro



Forrest Brandt (2011-14)
Brandt was named SoCon
Co-Player of the Year in
2014 and led Davidson with
12 home runs.

2002	.613	Tim Frend
2001	.520	Tim Frend
2000	.575	Tim Frend
1999	.578	Stewart Sloan
1998	.588	Mike DeSimone
1997	.617	Luke Goodwin
1996	.654	Gus Quattlebaum
1995	.601	John Edwards
1994	.674	Mac Chapman
1993	.763	Tim Kerns
1992	.613	Rick Bender

1994	.500	Mac Chapman
1993	.503	Mac Chapman
1992	.470	Mike Liebzdinski

At-Bats

(2017, 258; Will Robertson)

2020	54	Brett Centracchio
2019	202	Eric Jones
2018	213	Brett Centracchio
2017	258	Will Robertson
2016	209	Sam Foy
2015	211	Sam Foy
2014	205	David Daniels
2013	199	Sam Foy
2012	193	Forrest Brandt
2011	190	Forrest Brandt
2010	214	Drew Gadaire
2009	209	Zach Kayne
2008	216	Hugh Eden
2007	236	Alden Crissey
2006	218	Ronnie Shore
2005	207	Eli Benefield
2004	211	Eli Benefield
2003	168	DJ Dailey
2002	204	DJ Dailey
2001	198	Tim Frend
2000	220	Stewart Sloan
1999	195	Ben Brown
1998	204	Ben Brown
1997	209	John Edwards
1996	194	John Edwards
1995	204	Jeff Andrews
1994	197	Clay Hall
1993	197	Paul Brannan
1992	203	Paul Brannan
	217	Rick Bender

Hits

(2005, 91; Jay Heafner)

2020	19	Brett Centracchio
2019	71	Eric Jones
2018	67	Eric Jones
2017	86	Will Robertson
2016	68	Brian Fortier
2015	71	Lee Miller
2014	68	David Daniels
	68	Forrest Brandt
2013	55	Andrew Barna
2012	57	Drew Gadaire
2011	63	Drew Gadaire
2010	74	Drew Gadaire
2009	71	Zach Kayne
2008	63	Brett Shore
2007	78	Alden Crissey
2006	80	Ronnie Shore
2005	91	Jay Heafner
2004	65	Alex Entrekun
	65	Eli Benefield
2003	55	Sam Navarro
2002	68	Tim Frend
2001	64	Tim Frend
2000	78	Tim Frend
1999	67	Ben Brown
1998	65	Mike DeSimone
1997	67	John Edwards
1996	52	Luke Goodwin

1995	66	John Edwards
1994	73	Clay Hall
1993	69	Rick Bender
1992	74	Rick Bender

RBI

(1993, 61; Tim Kerns)

2020	15	Brett Centracchio
2019	42	Justin Lebek
2018	60	Eric Jones
2017	54	Brian Fortier
2016	35	Lee Miller
	35	Sam Foy
2015	55	Lee Miller
2014	51	Forrest Brandt
2013	34	Andrew Barna
2012	31	Drew Gadaire
2011	36	Drew Gadaire
2010	52	Andrew Barna
2009	44	Chase FitzPatrick
2008	33	Danny Weiss
2007	44	Matt Webb
2006	49	Gregory Zage
2005	58	Jay Heafner
2004	32	Alex Entrekun
2003	27	Sam Navarro
2002	45	Tim Frend
2001	39	Tim Frend
2000	53	Tim Frend
1999	39	Tim Frend
1998	49	Mike DeSimone
1997	59	John Edwards
1996	51	John Edwards
1995	45	John Edwards
1994	40	Brett Boretti
1993	61	Tim Kerns
1992	46	Tim Kerns

Runs

(2017, 61; Will Robertson)

2020	16	Matt Frey
2019	42	Eric Jones
2018	44	Brett Centracchio
2017	61	Will Robertson
2016	34	Jake Sidwell
	34	Lee Miller
2015	50	Ryan Lowe
2014	50	Forrest Brandt
2013	34	Forrest Brandt
2012	32	Jake Berman
2011	27	Forrest Brandt
2010	54	Drew Gadaire
2009	45	Chase FitzPatrick
2008	37	Chase FitzPatrick
2007	45	Zach Kayne
2006	55	Jay Heafner
2005	51	Andrew Musashe
	51	Jay Heafner
2004	30	Eli Benefield
2003	25	DJ Dailey
2002	49	DJ Dailey
	49	Tim Frend
2001	46	Tim Frend
2000	56	Tim Frend
1999	42	Brian Joyce
1998	42	Brian Joyce
1997	58	Luke Goodwin
	58	Gus Quattlebaum
1996	50	Gus Quattlebaum
1995	40	Jeff Andrews
1994	40	Jazz Freitas
1993	50	Rick Bender
1992	58	Rick Bender

Doubles

(2009, 22; Zach Kayne)

2020	4	Jacob Hinderleider
2019	17	Eric Jones
2018	14	Eric Jones
2017	19	Will Robertson
	19	Cam Johnson
2016	12	Lee Miller
2015	21	Lee Miller
2014	15	David Daniels
2013	11	Forrest Brandt
	11	Michael Zeblo
2012	18	Drew Gadaire
2011	15	Forrest Brandt
	15	Drew Gadaire
2010	17	Andrew Barna
2009	22	Zach Kayne
2008	14	Danny Weiss
2007	17	Blake Osborn



Eric Jones (2016-19)
Jones led the team
with 60 RBIs in 2018
as the first Wildcat
to drive in 60 since
1993.



SINGLE-SEASON LEADERS

2006	17	Ronnie Shore
2005	21	Eli Benefield
2004	13	Taylor Shoop
2003	15	Sam Navarro
	15	Eli Benefield
2002	15	Tim Frend
2001	10	Tim Frend
	10	Cassidy Lundin
2000	18	Tim Frend
1999	20	Stewart Sloan
1998	16	Stewart Sloan
1997	13	Jeff Coker
	13	Luke Goodwin
1996	14	Luke Goodwin
1995	14	John Edwards
1994	20	Brett Boretti
1993	18	Tim Kerns
1992	14	Rick Bender

Triples


(1997, 7; Luke Goodwin)

2020	2	Parker Nolan
2019	3	Ruben Fontes
	3	Justin Lebek
2018	2	Max Bazin
	2	Cam Johnson
2017	2	Justin Lebek
	2	Will Robertson
2016	3	Andrew Pope
2015	3	Ryan Lowe
2014	2	Andrew Pope
	2	David Daniels
	2	Forrest Brandt
2013	2	Lee Miller
	2	Andrew Pope
	2	Forrest Brandt
2012	3	Andrew Barna
2011	3	Drew Gadaire
2010	3	Drew Gadaire
2009	3	Pat Brady
2008	2	Zach Kayne
2007	3	Matt Webb
2006	2	Alex Entreklin
	2	Jay Heafner
	2	Gregory Zage
	2	Hugh Eden
2005	2	Ronnie Shore
	2	Andrew Musashe
2004	2	Taylor Shoop
2003	2	Brett Peiffer
	2	Sam Navarro
	2	Michael Muriz
2002	4	DJ Dailey
2001	2	Jack Purcell
2000	2	Jeremiah Parvin
1999	4	Ben Brown
1998	4	Brian Joyce
1997	7	Luke Goodwin
1996	5	Rhett Ingerick
1995	3	Jeff Andrews
1994	3	Paul Brannan
1993	3	Drew Fassett
1992	3	Paul Brannan
	3	Jazz Freitas
	3	Rick Bender

Home Runs

(2017, 18; Will Robertson)

2020	4	Brett Centracchio
	4	Parker Nolan
2019	14	Ruben Fontes
2018	11	Eric Jones
	11	Justin Lebek
2017	18	Will Robertson
2016	5	Lee Miller
2015	11	David Daniels
2014	12	Forrest Brandt
2013	12	Andrew Barna
2012	6	Jake Berman
2011	5	Drew Gadaire
2010	9	Michael Zeblo
2009	14	Chase FitzPatrick
2008	9	Jay Honeycutt
2007	10	Gregory Zage
2006	12	Gregory Zage
2005	11	Jay Heafner
2004	7	Jay Heafner
2003	3	Justin Hartanov
	3	Eli Benefield
2002	10	Tim Frend
2001	9	James Marino
	9	Tim Frend
2000	9	Tim Frend



Westin Whitmire (2014-17)
Whitmire set the single-season program record with 13 saves in 2017.

1999	9	Stewart Sloan
1998	10	Mike DeSimone
1997	14	Gus Quattlebaum
1996	13	Gus Quattlebaum
1995	12	John Edwards
1994	9	Mac Chapman
1993	17	Tim Kerns
1992	13	Rick Bender

Total Bases

(2017, 163; Will Robertson)

2020	35	Brett Centracchio
2019	117	Eric Jones
2018	116	Eric Jones
2017	163	Will Robertson
2016	83	Sam Foy
	83	Lee Miller
2015	118	Lee Miller
2014	117	Forrest Brandt
2013	101	Andrew Barna
2012	77	Drew Gadaire
2011	99	Drew Gadaire
2010	109	Andrew Barna
2009	125	Zach Kayne
2008	82	Hugh Eden
2007	113	Alden Crissey
2006	112	Gregory Zage
2005	142	Jay Heafner
2004	92	Jay Heafner
2003	80	Sam Navarro
2002	119	Tim Frend
2001	103	Tim Frend
2000	123	Tim Frend
1999	107	Stewart Sloan
1998	110	Mike DeSimone
1997	121	Luke Goodwin
1996	102	Gus Quattlebaum
1995	116	John Edwards
1994	110	Clay Hall
1993	135	Tim Kerns
1992	133	Rick Bender

Walks

(2008, 47; Zach Kayne)


2020	12	Alex Fedje-Johnson
	12	Matt Frey
2019	30	Alex Mardiney
2018	37	Eric Jones
2017	43	Cam Johnson
2016	34	Andrew Pope
2015	32	Ryan Lowe
2014	33	Ryan Lowe
2013	26	Forrest Brandt
2012	32	Michael Zeblo
2011	31	Michael Zeblo
	31	Danny Weiss
2010	28	Sam Payne
2009	29	Danny Weiss

2008	47	Zach Kayne
2007	31	Zach Kayne
2006	45	Jay Heafner
2005	36	Jay Heafner
2004	24	Eli Benefield
2003	19	DJ Dailey
2002	30	James Marino
2001	30	James Marino
	30	Jack Purcell
2000	45	Ryan Stroker
1999	36	Brian Joyce
1998	29	Brian Joyce
1997	40	Luke Goodwin
1996	44	Gus Quattlebaum
1995	33	Gus Quattlebaum
1994	30	Clay Hall
1993	43	Mac Chapman
1992	40	Joe Azzolino

Stolen Bases

(1999, 37; Brian Joyce)

2020	5	Matt Frey
2019	16	Max Bazin
2018	12	Cam Johnson
2017	5	Cam Johnson
2016	8	Sam Foy
2015	6	Sam Foy
	6	Lee Miller
2014	14	Forrest Brandt
2013	11	Forrest Brandt
2012	16	Forrest Brandt
2011	8	Forrest Brandt
2010	18	Drew Gadaire
2009	16	Brett Shore
2008	20	Hugh Eden



Clark Beeker (2012-16)
Beeker led the 'Cats in wins, innings pitched and strikeouts in 2015-16.

2007	7	Hugh Eden
	7	Brett Shore
2006	18	Ronnie Shore
2005	21	Andrew Musashe
2004	14	Andrew Musashe
2003	7	Andrew Musashe
2002	7	Stephen Aldrich
2001	10	Jack Purcell
2000	23	Ben Brown
1999	37	Brian Joyce
1998	34	Brian Joyce
1997	16	Luke Goodwin
1996	15	Luke Goodwin
1995	12	Rhett Ingerick
1994	21	Jazz Freitas
1993	13	Paul Brannan
1992	10	Paul Brannan

PITCHING

Earned Run Average

(2015, 0.55; Matt Saeta)

2020	0.91	Gabe Levy
2019	2.49	Casey Sutherland
2018	2.47	Casey Sutherland
2017	3.16	Durin O'Linger
2016	2.55	Clark Beeker
2015	0.55	Matt Saeta
2014	2.41	Durin O'Linger
2013	3.48	Matt Saeta
2012	3.66	Clark Beeker
2011	2.54	Mike Frongello
2010	4.50	Mike Frongello
2009	4.47	Mike Frongello
2008	4.21	John Edwards
2007	1.80	Matt Webb
2006	4.99	Rob Wilson
2005	4.03	Andy Carter
2004	3.30	Brian Arkin
2003	3.47	Brian Arkin
2002	3.56	Tim Frend
2001	1.80	Tim Frend
2000	2.97	Wes Self
1999	6.36	Wes Self
1998	4.95	Mike DeSimone
1997	6.20	J. Coulombe
1996	4.71	J. Coulombe
1995	3.60	Chris Pollard
1994	3.20	Rhett Ingerick
1993	2.45	Clay Hall
1992	2.73	Andy Paul

Innings Pitched

(1992, 118.2; Andy Paul)

2020	29.2	Gabe Levy
2019	79.2	Casey Sutherland
2018	95.1	Evan Roberts
2017	116.2	Durin O'Linger
2016	109.1	Clark Beeker
2015	95.1	Clark Beeker
2014	72.0	Danny Mooney
2013	78.1	Danny Mooney
2012	88.0	Ryan Overcash
2011	81.2	Chris Lamb
2010	78.0	Thomas Middour
2009	69.2	Thomas Middour
2008	78.1	Thomas Middour
2007	92.2	Rob Wilson

2006	97.1	Rob Wilson
2005	96.0	Andy Carter
2004	101.0	Brian Akin
2003	80.0	Andy Carter
2002	86.0	Mark Wells
2001	84.2	Wes Self
2000	83.1	Mark Wells
1999	80.2	Wes Self
1998	78.1	Wes Self
1997	97.1	J. Coulombe
1996	99.1	Chris Pollard
1995	115.0	Chris Pollard
1994	86.0	Chris Pollard
1993	92.2	Randy Shaw
1992	118.2	Andy Paul

Batting Avg. Against

(2007, .189; Matt Webb)

2020	.181	Gabe Levy
2019	.208	Gabe Levy
2018	.211	Casey Sutherland
2017	.231	Josh Hudson
2016	.256	Westin Whitmire
2015	.197	Matt Saeta
2014	.202	Ryan Lowe
2013	.243	Jip Richards
2012	.224	Henry Sisson
2011	.213	Andy Bass
2010	.290	Andy Bass
2009	.263	Matt Webb
2008	.276	John Edwards
2007	.189	Matt Webb
2006	.325	Blake Osborn
2005	.257	Andy Carter
2004	.239	Brian Akin
2003	.237	Brian Akin
2002	.264	Tim Frend
2001	.193	Tim Frend
2000	.234	Derrick Wolpert
1999	.311	Fritz Porter
1998	.306	Jeff Case
1997	.302	Mordecai Stork
1996	.287	J. Coulombe
1995	.254	Chris Pollard
1994	.244	Brian Hall
1993	.195	Clay Hall
1992	.244	Andy Paul

Strikeouts

(1992, 114; Andy Paul)

2020	33	Alex Fenton
2019	66	Josh Hudson
	66	Casey Sutherland
2018	75	Allen Barry
2017	96	Durin O'Linger
2016	73	Clark Beeker
2015	73	Clark Beeker
2014	68	Danny Mooney
2013	70	Danny Mooney
2012	58	Ryan Overcash
2011	85	Chris Lamb
2010	71	Thomas Middour
2009	53	Thomas Middour
2008	49	Thomas Middour
2007	66	Rob Wilson
2006	90	Rob Wilson
2005	77	Andy Carter
2004	95	Brian Akin
2003	57	Andy Carter
2002	62	Tim Frend
2001	61	Wes Self
2000	68	Wes Self
1999	63	Wes Self
1998	55	Eric Bowers
1997	82	Jonathan Coulombe
1996	68	Jonathan Coulombe
1995	73	Chris Pollard
1994	43	Chris Pollard
1993	46	Randy Spaw
1992	114	Andy Paul

Wins

(11, 1992 and 1995; Andy Paul and Chris Pollard)

2020	3	Alex Fenton
	3	Blake Hely
	3	Gabe Levy
2019	8	Casey Sutherland
2018	8	Allen Barry
2017	9	Durin O'Linger
2016	9	Clark Beeker
2015	6	Clark Beeker
	6	Rob Bain



SINGLE-SEASON LEADERS

2014	6	Matt Saeta
2013	7	Nick Neitzel
2012	6	Danny Mooney
2011	4	Henry Sisson
2010	4	Brian Russell
2009	4	Mike Frongello
2008	4	Ian Horkley
2007	5	Ryan Overcash
2006	4	Matt Webb
2005	3	Thomas Middour
2004	5	Thomas Middour
2003	4	Rob Wilson
2002	4	Brant West
2001	5	Justin Hartanov
2000	5	Rob Wilson
1999	5	Andy Carter
1998	8	Brian Akin
1997	4	Brian Akin
1996	6	Mark Wells
1995	4	Jeremiah Parvin
1994	7	Wes Self
1993	6	Wes Self
1992	6	Mike DeSimone
1991	4	Jonathan Coulombe
1990	4	Mordecai Stolk
1989	5	Chris Pollard
1988	11	Chris Pollard
1987	5	Jonathan Coulombe
1986	6	Randy Spaw
1985	6	Chris Carrigan
1984	11	Andy Paul

Saves


(2017, 13; Westin Whitmire)

2020	4	Bennett Flynn
2019	11	Gabe Levy
2018	6	Casey Sutherland
2017	13	Westin Whitmire
2016	9	Westin Whitmire
2015	5	Matt Saeta
2014	8	Michael Goldberg
2013	4	Michael Zeblo
2012	2	Matt Saeta
2011	2	Michael Zeblo
2010	2	Clark Beeker
2009	5	Mike Frongello
2008	2	Mike Frongello
2007	2	Andy Bass
2006	5	Matt Webb
2005	5	Mike Frongello
2004	8	Matt Webb
2003	8	Jay Heafner
2002	6	Jay Heafner
2001	11	Jay Heafner
2000	3	Brian Akin
1999	2	Brian Akin
1998	2	Tim Frend
1997	2	Matt Hood
1996	2	Tim Frend
1995	6	Tim Frend
1994	5	Tim Frend
1993	5	Mark Wells
1992	1	Jeremiah Parvin
1991	3	Mike DeSimone
1990	2	Anderson Marvin
1989	3	Mordecai Stolk
1988	2	Chris Pollard
1987	5	Brian Hall
1986	3	Clay Hall
1985	3	Randy Spaw

Appearances

(2011, 39; Mike Frongello)

2020	7	Bennett Flynn
2019	23	Gabe Levy
2018	23	Austin Leonard
2017	28	Austin Leonard
2016	28	Westin Whitmire
2015	23	Evan Roberts
2014	26	Westin Whitmire
2013	25	Michael Goldberg
2012	24	Matt Saeta
2011	19	Clark Beeker
2010	39	Mike Frongello
2009	31	Mike Frongello
2008	34	Mike Frongello
2007	32	Mike Frongello
2006	33	Bobby DeMuro
2005	27	Rob Shenk
2004	33	Justin Hartanov
2003	22	Justin Hartanov
2002	20	Stephen Choate
2001	21	Erskine Wells
2000	23	Tim Frend



The 2017 team's run to the NCAA Super Regionals included two wins over No. 2 North Carolina in the Chapel Hill Regional.

2000	31	Mark Wells
1999	21	Jeff Case
1998	27	Mike DeSimone
1997	15	Mordecai Stolk
1996	15	Brandon Davis
1995	15	Jeff Andrews
1994	15	Chris Pollard
1993	22	Chris Pollard
1992	24	Brian Hall
1991	17	Randy Spaw
1990	17	Clay Hall
1989	18	Andy Paul

Complete Games

(1995, 11; Chris Pollard)

2020	---	
2019	2	Casey Sutherland
2018	3	Evan Roberts
2017	2	Durin O'Linger
2016	6	Clark Beeker
2015	1	Rob Bain
2014	2	Danny Mooney
2013	1	Ryan Lowe
2012	1	Nick Neitzel
2011	3	Henry Sisson
2010	1	Chris Lamb
2009	1	Chris Lamb
2008	---	
2007	2	Rob Wilson
2006	2	Rob Wilson
2005	2	Andy Carter
2004	2	Brian Akin
2003	1	Derrick Wolpert
2002	5	Mark Wells
2001	1	Jeremiah Parvin
2000	1	Wes Self
1999	1	Jamie McDonald
1998	1	Wes Self
1997	7	Wes Self
1996	1	Wes Self
1995	1	Ryan Stroker
1994	10	Jonathan Coulombe
1993	6	Jonathan Coulombe
1992	6	Chris Pollard
1991	11	Chris Pollard
1990	1	Chris Pollard
1989	1	Jeff Andrews
1988	1	Chris Carrigan
1987	1	Jonathan Coulombe
1986	6	Randy Spaw
1985	10	Andy Paul

Shutouts

(2; 1995 and 2016, Chris Pollard and Clark Beeker)

2020	---	
2019	1	Casey Sutherland
2018	1	Evan Roberts
2017	1	Durin O'Linger
2016	2	Clark Beeker
2015	1	Rob Bain
2014	1	Danny Mooney
2013	---	
2012	1	Henry Sisson
2011	1	Chris Lamb
2010	---	
2009	---	
2008	---	
2007	---	
2006	---	
2005	---	
2004	---	
2003	1	Derrick Wolpert
2002	1	Tim Frend
2001	1	Wes Self
2000	---	
1999	1	Wes Self
1998	---	
1997	1	Eric Bowers
1996	---	
1995	2	Chris Pollard
1994	---	
1993	1	Randy Spaw
1992	1	Chris Carrigan
1991	1	Andy Paul

FIELDING

Putouts

(2017, 528; Brian Fortier)

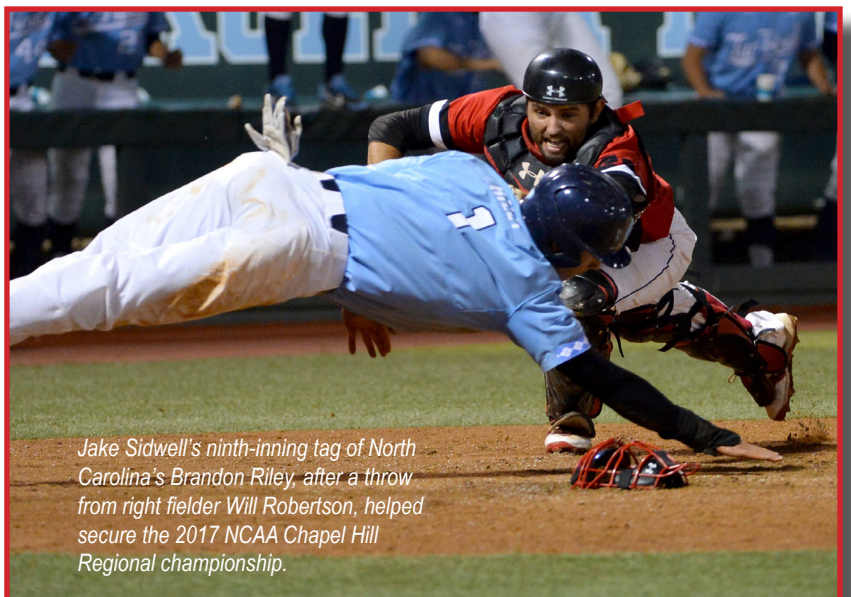
2020	111	Zach Nussbaum
------	-----	---------------

2019	402	Brett Centracchio
2018	350	Brett Centracchio
2017	528	Brian Fortier
2016	474	Brian Fortier
2015	474	David Daniels
2014	236	Daniel Gerow
2013	375	Andrew Barna
2012	349	Calvin Sigelbaum
2011	337	Drew Gadiare
2010	326	Danny Weiss
2009	236	Seth Freeman
2008	244	Danny Weiss
2007	419	Alden Crissey
2006	320	Alex Entrekin
2005	317	Alex Entrekin
2004	346	Alex Entrekin
2003	295	Justin Hartanov
2002	330	James Marino
2001	341	James Marino
2000	463	Stewart Sloan
1999	378	Stewart Sloan
1998	396	Stewart Sloan
1997	429	John Edwards
1996	475	John Edwards
1995	461	John Edwards
1994	437	Clay Hall
1993	423	Clay Hall
1992	380	Joe Azzolino

Assists

(2006, 181; Jay Heafner)

2020	42	Jacob Hinderleider
2019	140	Max Bazin
2018	143	Max Bazin
2017	170	Max Bazin
2016	134	Sam Foy
2015	149	Alec Acosta
2014	124	Sam Foy
2013	142	Michael Zeblo
2012	107	James Cerbie
2011	122	Michael Zeblo
2010	136	Michael Zeblo
2009	129	Zach Kayne
2008	139	Zach Kayne
2007	145	Zach Kayne
2006	181	Jay Heafner
2005	159	Eli Benefield
2004	164	Eli Benefield
2003	158	DJ Dailey
2002	180	DJ Dailey
2001	140	DJ Dailey
2000	131	Jack Purcell
1999	119	Ben Brown
1998	145	Ben Brown
1997	132	Ben Brown
1996	166	Anderson Marvin
1995	156	Jeff Andrews
1994	133	Chad Blackwelder
1993	148	Rick Bender
1992	179	Rick Bender



Jake Sidwell's ninth-inning tag of North Carolina's Brandon Riley, after a throw from right fielder Will Robertson, helped secure the 2017 NCAA Chapel Hill Regional championship.



ALL-TIME LETTERMEN

AA

Acosta, Alec 2015-18
 Adams, Mark 1981-82
 Agard, Tyler 2015-17
 Akin, Brian 2001-04
 Alberts, Sam 2007
 Aldred, T.W. 1951
 Aldrich, Stephen 1999-2002
 Alexander, John 1932
 Alford, Ernest 1913-16
 Alford, Frank 1923-24, '26
 Alford, Ston 1923-25
 Aliq, Alan 1974-77
 Allen, John 1926
 Allen, John 1966
 Allen, Herchel 1952-53
 Amaditz, Mike 1993
 Anderson 1914
 Anderson, Fred 1906
 Anderton, Bert 1946-49
 Andrews, Jeff 1993-96
 Andrews, William 1937
 Ansley, Campbell W. 1915
 Aoki, Mikio 1987-90
 Appgar, Rick 1994-95
 Atrial, Mills 1992-95
 Arkin, Ben 2014-15
 Armfield, Wyatt 1929-31
 Armstrong, James 1937
 Arthur, Malcolm 1944
 Ashur, Andrew 2016-18
 Atkinson, Ray 1959
 Altar, Kevin 1983
 Austin, Gray 1996
 Austin, James 1915
 Azzolino, Joe 1989-92

BB

Babington, Dick 1952-53
 Bailey, George 1931-33
 Bailey, John 1902-03
 Bailey, Willie 1903-06
 Bailey, William 1910-11
 Bain, Rob 2012-15
 Baker 1968
 Baker, Brennan 2007
 Baker, Chris 1977
 Baldwin, Al 1980-83
 Bangs, Les 1946
 Bankhead, O.L. 1936-37
 Barma, Andrew 2010-13
 Barnes, Bobby 1980-83
 Barnhardt, G.L. 1930-32
 Barnhill, Bill 1970-72
 Barnwell 1939
 Barr, Hyder 1908
 Barr, Tim 1974-77
 Barrett, Pat 1992-95
 Barron, Coleman 2010-11
 Barry, Allen 2016-19
 Bass, Andy 2008-11
 Batchelder, Jake 2015
 Baum 1962
 Bazin, Max 2016-19
 Beal, Bob 1953
 Beardley, Lindley 1952-54
 Beaton, Davis 1970-71
 Becker, William 1934
 Beckham, David 1958
 Becker, Nathan 2013-15
 Beeker, Clark 2012-16
 Bego, Darryl 1985-86
 Belk, Blanton 1943
 Bell, Leslie 1912-13
 Belton, Dick 1955-56
 Bender, Rick 1990-93
 Benefield, Eli 2002-05
 Benfield, Robert 1936
 Bennett, Gene 1965-67
 Bennett, Ish 1952-55
 Benton, Rob 1970
 Berman, Jake 2010-11
 Berry, Matt 1998-2001
 Bethea, Earl 1942, '46-47
 Biederman, Jake 2019-
 Bird, Bill 1947-50
 Bisch, Dylan 2001
 Bishop, Diggs 1979-81
 Black 1926-27
 Black, John 1915-17
 Blackwelder, Chad 1991-94
 Blanks, Dickey 1949-51
 Blanton, Fred 1932
 Blinkhorn, Rick 1975-78
 Blkston 1929

Blomberg, Steve 2007, '10
Blomberg, Pete 2018-
 Booe, Everett 1985, '88
 Boggus, Wade 1906-07
 Born, Andrew 1939
 Bollinger, Bruce 1977
 Bondurant, Gordon 1955-56
 Booe, Everett 1908-10
 Boretti, Brett 1991-94
 Born, Andrew 2015-18
 Boswell, Reid 1909-12
 Boswell, Yank 1916-20
 Boughan, Kevin 1994-97
 Boushee, Edward Earl 1922-24
 Bowers, Eric 1997-2000
 Bowman, H.E. 1904-05
 Bowman, Pop 1946-48
 Boyd, Quinton 1959-60
 Bradford, W.Z. 1929
 Bradford, Bob 1944
 Bradsher, Earl 1931-33
 Brady, Pat 2006-09
 Branch, Jack 1950-52
 Brandt, Forrest 2011-14
 Brannan, Paul 1991-94
 Brantley, Cooper 1968
 Breneman, Sandy 1967-68
 Bress, Aaron 2001
 Brice, Robert 1921-22
 Briggs, Jim 1946-47, '49
 Briggs, Paul 1963-65
 Brooks, Bob 1944
Browder, Garrett 2020-
 Brown, Ben 1997-2000
 Brown, Benjamin 1913-16
 Brown, Charles 1921-22
 Brown, P.F. 1931
 Brown, Stan 1975-78
 Brown, Stew 1966-69
 Brownson, Bill 1946
 Bruce, Mac 1943
 Bryan, Howard 1964-66
 Buie, Joseph 1908-09
 Bumgardner, Ken 1953
 Bumgarner, Floyd 1933-35
 Burdette, Corky 1953
 Burgdorf, Gus 1957-58
 Burke 1942
 Burns, A.C. 1918
 Burns, Andrew 1934-36
 Burns, Bob 1934-35
 Burns, Kevin 1987-88
 Burns, Jack 1947-48
Burton, Luke 2018-
 Bynum, Harold 1959-60

CC

Cagle, Dan 1939
 Caldwell, Frank 1941
 Caldwell, Jack 1966, '68
 Calhoun, John 1969-71
 Cameron, Greg 1970, '72
 Campbell, Bob 1955-57
Candelaria, Trevor 2019-
 Cannon, Junius Ross 1910
 Cannon, Ron 1976-79
 Carrigan, Chris 1991-94
 Carrington 1959
 Carter, Andy 2002-05
 Carter, Bobby 1940-42
 Case, Jeff 1996-99
 Case, Jordan 2000-03
 Case, Marshall 1969-70, '73
Casey, Kieran 2019-
 Cashion, Jay 1908
 Cashion, John 1911
 Cassell, Eric 1919-22
 Cassell, Friel 1918-20
 Catherly, Matt 1926-27
 Cathey, H.A. 1936-37
 Centracchio, Brett 2017-20
 Celantano, Pete 1973
 Cely, William 1906-07
 Cerbie, James 2009-12
 Chandler, Buddy 1946-47, '49
 Chapman, Graham 2006-07, '09
 Chapman, Mac 1990, '92-94
 Charles, Justin 2013-14
 Chastain 1940
 Choate, Stephen 2000-03
 Christenbury, Loyd 1914
 Christian, Chip 1980-81
 Christopherson, A.C. 2000
 Clark, Clarence 1908-10
 Clark, Fielding 1936-38

Clark, Joseph 1920
 Clark, Marion 1953
 Clarke, Rufe 1916-19
 Clayton 1966
 Bolin, Jay 1972-73
 Clegg, William 1902
 Clifford, Philip 1987
 Cline, Joe 1957
 Cline, Harry 1959-62
 Coble, William 1935
 Coggins, Boyd 1984-85
 Coker, Jeff 1995-97
 Cole, Brian 1993-96
 Cole, Earl 1962-64
 Cole, Jerry 1959-61
 Colechia, Rusty 1979-82
 Coleman, Ward 2016, 2018-19
 Comer, Don 1959-57
 Conatser, Ryan 1995-98
 Condon, Steve 1984-87
 Conner, P.F. 1937-39
 Conoley, Rudolph 1931
 Coombs, Derek 1996-99
 Cooper 1939
 Cooper, Corly 1953
 Corbin, Thomas G. 1935
 Cosby, Mortimer 1913
 Cotton, Dan "Happy" 1988-91
 Cotton, Russ 1958-61
 Colombe, Jonathan 1994-97
 Courts, Andy 1952, '54
 Covington, H.S. 1929-31
 Covington, R.S. 1926-27
 Covington, Teddy 1923-25
 Covington, Tom 1959
 Cox, Chris 1997-98
 Crabtree, Toby 1998, 2000
 Brown, Stan 1975-78
 Craigh, Milton 1952-53
 Craven, Tom 1950-51
 Craven, J.P. 2007, '10-11
 Crawford 1927-29
 Crawford, Pat 1920-23
 Crayton, Louis 1912-14
 Creasman 1970
 Crisp, Milton 1936
 Crissey, Alden 2004-07
 Croker, Wooley 1930-32
 Crovetti, Ty 1992-93
 Crowe, Jim 1980
 Burns, Arthur 1935
 Cunningham, Robert 1920
 Currie 1938
 Currie, Buck 1918-22
 Currie, Thomas 1903-05
 Curry, Jeff 1982
 Curry, John 1914-16

DD

DaCanal, Bryan 2012-13
 Daffin, Sid 1941-42
 Dagenhart, Mac 1955-56
 Dailey, D.J. 2000-03
 Dale 1939
 Dalton 1947
 Dalton, Jay 1989-91
 Daniels, David 2012-15
 Dautremont, Jim 1988
 Daves, Nick 1960-61
 Davidson, Don 1964-65
 Davis 1925-27
 Case, Jeff 1994-97
 Davis, Jack 1941-42
 Davis, Kurt 1996-99
 Deal, Cliff 1953-54
 Deal, Dylan 2001
 Deas, Jordan 1994
 Deaton 1939
 DeGraffenreid, T.H. 1902-03
 Dellinger, Matt 2001-04
 Demko, Andy 2000-03
 DeMoisey, Fox 1969
 DeMuro, Bobby 2005-08
 DePaul, David 1984-87
 Des Portes, Ulysses 1907
 DeSimone, Mike 1995-98
 DeTitto, Lou 2002-03
 Devane, Max 1952-54
 Devenney, Kenny 2002
DeVos, Nolan 2020-
 Dickson, Willard 1935-37
 Donaldson, Ruben 1907-08
Donathan, Trey 2020-
 Downs, Bert 1951-53
 Dozier, Leo 1994-97
 Dublin 1926-28

Duke, Bill 1978
 Dunford, Jim 1938
 Duncanson, Joe 1972-73, '75
 Durham, Buddy 1965-67
 Dyer, Chris 2012-14

EE

Earle, Eddie 1962-64
 Earp, Malcolm 1947
 Eastman, Paul 1951-53
 Eden, Hugh 2005-08
 Edge, Dustin 1997
 Edgerton, Norman 1909
 Edmonson, Rusty 1939-41
 Edwards, Brad 1994-97
 Edwards, John 2007-09
 Eenhoorn, Robert 1990
 Eller, J.J. 1955
 Elliott, Charlie 1965-67
 Elliott, Chuck 1951-52
 Elliott, Avon 1912-13
 Elliott, William 1909
 Ellis, John 1946-49
 Ely, Randy 1971-74
 Emery, David 1983
 Emond, Chris 2000-03
 Entekin, Alex 2003-06
 Erb, Don 1947
 Erwin, Luke 1922
 Erwin, Malcolm 1922
 Erwin, Mac 1947, '49-50
 Evatt, Clay 1953

FF

Faison, Yates 1906
 Fassett, Drew 1991-94
Fedje-Johnson, Alex 2017-
Fenton, Alex 2019-
 Felzer, Willy 1903-05
 Ficklen, George 1938-40
 Fishback, Chip 1982
 Fitzgerald, Dave 1985-88
 Fitzgerald, Walter 1938-40
 FitzPatrick, Chase 2006-09
 FitzPatrick, Chris 2007-09
 Fitzpatrick, Rufo 1902
 Fletcher, Trae 1999-2002
 Flowers, Allan 1917-18
 Floyd, George 1943-44
Flynn, Bennett 2020-
 Fogleman, Chad 1994-97
 Folger, Frank 1971-74
 Fortier, Brian 2015-17
Fontes, Ruben 2018-
 Foscoe, A.L. 1921
 Foy, Sam 2013-16
 Frederick, Johnny 1942-43
 Freeman, Seth 2009-12
 Freeman, Thomas 1921-23
 Freitas, Jazz 1991-94
 French, James 1946-48
 Frend, Tim 1999-2002
 Frey, Matt 2017-20
 Frongello, Mike 2008-11
 Frye, Mike 1969-72

GG

Gadairs, Drew 2009-12
 Gamble, Joe 1965
 Ganier, Elie 1936
 Garrett, Ed 1959
 Gault, Frank 1947
 General, Will 2009-11
 Gerow, Daniel 2011-14
 Gibbs, Alec 1963
 Gilley, Tim 1952-53
 Gladstone, G.L. 1928-30
 Gladstone, Rankin 1934
 Glenn, Charles 1926-27
 Glidewell, Bill 1952-54
 Glidewell, Pete 1966
 Goldberg, Michael 2010-14
 Goldsberry, Robby 2007
 Goldsmith 1963
 Goodell, Tim 1976-79
 Goodson 1930
 Goodwin, Henry 1959
 Goodwin, Luke 1996-98
 Gordon, Connor 2015-18
 Gordon, Philip 1980-83
 Graham, E.H. 1910-13
Gravely, Matt 2019-
 Graves, Elmer 1942-43
 Graves, Sonny 1964-65
 Gray, Johnny 1952-54
 Gray, Richard 1927
 Graziano, Joe 2003

Green, Dee 1957-60
 Green, Gardener 1925
 Gregory, Bob 1961
 Griffin, Allen 1979-82
 Griffith, Mel 1948
 Griffiths, Dave 1970
 Groome, Bob 1957-59
 Groome, James 1915
 Gropper, Andrew 2002-05
 Grosse, Bill 1943
 Grunwald, Doug 2005-07
 Guarrant, Russel 1906-08
 Guglare 1928
 Guiton, Johnny 1951-52
 Guthrie, Will 2001-03
 Guy, Junie 1946-47

HH

Haake, Arthur 1934-36
 Hall, Clay 1991-94
 Hall, John 1938
 Hall, Mike 1974-76
 Halligan, Bick 1970-73
 Halter, George 1986-89
 Hamilton, Tom 1961-63
 Hammond, Shane 2008
 Hampton, Kenneth 1925, '27
 Hancock, Walter 1926
 Hand, Tubby 1937-39
 Hannah, Rod 1978
 Hansen, Chris 1991
 Hanson, Matt 2002-05
 Harding, Mike 1976
 Harper, Charles 1926
 Harris 1930
 Harris 1955
 Harris, Charlie 1933-35
 Harris, Jay 1987-89
 Harris, Samuel 1917
 Harris, Tom 1960-62
 Harris, Walter 1903
 Harrison, Charles 1926-28
 Hart, George 1957-58
 Hartanov, Justin 2002-05
 Haskell, John 1978-81
 Hassen, Todd 1999-2000, '02
 Hayford, Brett 1990
 Heafner, Jay 2003-06
 Heckard, Steve 1963-64
 Heil, Brian 1991-94
 Heil, Henry 1994-97
 Helfant, Keith 1983-86
 Heilekson, Russell 1938-39
Hely, Blake 2019-
 Hemingway 1955
 Hemphill, Sam 1937-39
 Henderson, Dan 1972-73
 Henderson, George 1928-30
 Henderson, Mac 1957-60
 Hendry, Don 1957
 Hengeveld, Frederick 1915-18
 Hengeveld, Fred 1948-51
 Herbert, B.J. 2000
 Herion, John 1946
 Hermetz, Todd 1982
 Hess, Chris 1995-96
 Hicks, Douglas 1987
 Hicks, J.D. 1937-39
 Hill, Hamilton 1995
Hinderleider, Jacob 2020-
 Hines, Ed 1960-62
 Hinnant, Bryant 1965-66
 Hodgins, William 1921
 Hogg 1940-41
 Holcomb, Cecil 1960-61
 Holland, Mike 1987-89
 Honeycutt, Jay 2008-10
 Hood, Matt 2000-03
 Hooker, Ben 1989-92
 Hoover, Joe 1986-87
 Hope, Buzz 1953-56
 Hopkins, Peyton 2016
 Horkley, Ian 2008-11
 Horner, Dale 1975
 Hossay, Andy 1977, '79
Hosmer, John 2019-
 Houck, Billy 1949-50
 Howard, Preston 1935-37
 Howard, Skeets 2009-11
 Howell 1913
 Hudson, Ed 1944
 Hudson, Josh 2016-19
 Huffstetter, Hubert 1920
 Hughes 1930
 Hughes, Peter 1987-90

Huie, Earl 1948-49
 Huie, Litch 1926
 Hummel, Terry 1975
 Hunter, Greg 1938-40
 Hunter, Jim 1947-50
 Hunter, Mac 2008-11
 Hunter, T.N. 1931
 Hunter, Thomas 1921, '23
 Hunter, Tom 1964
 Hutchins, L.H. 1962-63
 Hutchinson, David 1982-83
 Hutchinson, Robby 1975
 Hyder, Jim 1964-66

II

Imrwalle, Walker 2018-20
 Ingerick, Rhett 1993-96
 Ingold, Dave 1973-74
 Insoce 1944
 Isemia, Ralph 1988-91

JJ

Jacobsen, Jake 1965
 Jacques, Emmett 1961
 James, Tom 1963
 Jenkins, Jack 1934-36
 Jenkins, Orvell 1910
 Jervis, Johnny 1950
 Jobe, Alex 2019
 Johnson 1916-17
 Johnson 1937
 Johnson, Cam 2015-18
 Johnson, Cop 1919-22
 Johnson, Dave 1963-65
 Johnson, Hal 1926-27
 Johnson, Julian 1907-08, '10
 Johnston, Fred 1919
 Joiner, Rich 2000-01
 Jonas, Dan 1995-98
 Jones, Eric 2016-19
 Jones, Lou 1960
 Joyce, Brian 1996-99
 Joyner, Bill 1958
 Joyner, Sam 1948-49

KK

Kaufman, Michael 2003-06
 Kaulius, Jim 1974-76
 Kayne, Zach 2006-09
 Kearns, Marshall 1973
 Keels, A.C. 1923
 Keesler 1914-16
 Kellam, Joe 1936-38
 Kelly, Brian 1987-88
 Kelly, Thad 1956
 Kelson, John 1949
 Kennedy, Chris 2007-10
 Kern, Bryan 1996
 Kerns, Tim 1989, '91-93
 Kessler, Samuel 1914-15, '18
 Killian, Don 1957-60
 Kimbrough 1926
 King, Charlie 2017-20
 King, G.M. 1916-18
 King, David 1966-68
 Kirby, David 1984-85
 Kirkpatrick, William 1902-03
 Kirksey, Kevin 2004-05
 Kiser, Jimmy 1954-56
 Kluttz, DeWitt 1908-11
 Kluttz, Lex 1912-14
 Knight, Matt 2004-07
 Knox, Chip 1983-86
 Koch, Bruce 1988-89
Koehler, Henry 2020-
 Koenig, A.W. 1934
 Krehmeyer, Brian 1993-96
 Krift, Bro 1996
Kruger, Casey 2019-
 Krnack, Ron 1987-90
 Kugler, Abe 1925-28
 Kugler, Doc 1928-30
Kutz, Ryan 2020-

LL

Lacy, Benjamin 1905
 Lafferty, M.L. 1936-37
 LaCagnina, Jaret 2017-20
 LaFrance, Marc 1993
 Laird, Red 1924-26
 Lamb, Chris 2009-11
 Lambeth, Auburn 1948-51
 Lanford 1907
 Langley, Brian 1996
 Lapple, Bob 1977-79
 Latimer, Jack 1969-72
 Latta 1939, '41



ALL-TIME SERIES

Opponent	Record	First Game	Last Game
Adelphi	0-1	3/20/1968	3/20/1968
Air Force	0-1	2/21/2016	2/21/2016
Akron	2-1	3/14/2015	3/15/2015
Albany	2-0	3/8/2000	3/24/2002
App. State	41-62-1	4/30/1973	4/11/2017
Armstrong State	7-7	3/27/1968	3/7/1985
Army	2-1	2/24/2006	2/19/2011
Auburn	0-15	3/5/1997	3/3/2010
Augusta	2-3	3/5/1977	3/2/1991
Belmont Abbey	14-14	4/14/1956	2/24/1991
Boston College	0-2	2/16/2002	2/17/2002
Boston University	1-0	3/21/1951	3/21/1951
Bradley	0-1	3/17/1987	3/17/1987
Bryant	2-0	3/6/2010	3/7/2010
Bridgewater	1-0-1	3/14/1984	3/5/1985
Brown	2-0	3/25/1990	3/29/2006
Bucknell	0-1	3/03/2017	3/03/2017
Butler	1-0	3/05/2017	3/05/2017
Buffalo	2-1	3/11/2003	2/20/2016
California State (Pa.)	5-0	3/27/1975	3/5/1983
Campbell	5-6	4/24/1981	3/11/2016
Catawba	34-31-1	4/9/1902	3/23/1990
Central Florida	1-3	3/7/1980	3/25/1989
Central Michigan	1-0	3/20/1972	3/20/1972
Coll. of Charleston	13-34	4/11/1911	4/14/2013
Charleston Southern	8-5	3/17/1971	3/3/2020
Charlotte	25-36	3/29/1979	5/4/2004
Cincinnati	3-2	4/16/1947	2/27/2009
The Citadel	67-117	4/24/1902	5/21/2014
Clemson	8-27	4/4/1903	5/17/2011
Cleveland State	1-0	3/27/1969	3/27/1969
Coastal Carolina	4-5	4/16/1989	4/5/1992
Coker	1-0	2/13/1993	2/13/1993
Colby	2-2	3/31/1939	4/2/1964
Colgate	0-1	3/28/1963	3/28/1963
Columbia	7-1	3/14/2000	3/18/2008
Connecticut	4-10	3/25/1959	3/18/1987
Cornell	2-3	4/2/1929	3/20/2013
Cortland State	1-0	3/15/1988	3/15/1988
Dayton	4-7	4/17/2015	5/24/2019
Delaware	0-2	4/1/1968	4/5/1977
Delaware State	1-1	2/15/2002	2/17/2002
Duke	33-116-1	3/31/1902	3/10/2020
East Carolina	6-25	4/2/1965	4/9/1977
East Tennessee State	13-38	3/27/1979	5/13/2005
Eastern Baptist	2-0	4/6/1970	4/6/1972
Eastern Kentucky	1-0	3/17/1963	3/17/1963
Elon	32-40-1	4/10/1908	4/28/2015
Erskine	5-2	4/29/1921	3/25/1950
Evansville	0-2	3/21/1989	3/24/1989
Fairfield	3-3	3/22/1976	3/15/2001
Fairleigh Dickinson	3-0	2/26/2012	2/26/2017
Fairmont State	3-0	3/19/1982	3/16/1984
Florida	0-1	3/6/1981	3/6/1981
Florida Gulf Coast	1-0	6/03/2017	6/03/2017
Florida International	1-1	3/7/1988	3/8/1988
Florida Presbyterian	0-1	4/1/1966	4/1/1966
Florida Southern	0-4	3/30/1966	3/24/1970
Florida State	0-1	3/23/1954	3/23/1954
Fordham	2-4	4/10/2015	3/25/2018
Francis Marion	1-0	3/18/1973	3/18/1973
Franklin & Marshall	2-0	3/26/1973	3/28/1974
Furman	86-113-1	4/5/1904	3/20/2016
Gardner-Webb	18-10	3/23/1982	4/3/2019
George Mason	5-3	3/31/1969	4/8/2018
George Washington	20-7	4/8/1907	4/21/2019
Georgetown	25-11	3/20/1930	2/23/2020
Georgia	5-6	4/3/1903	4/26/1989
Georgia Southern	20-84	3/22/1954	3/30/2014

Opponent	Record	First Game	Last Game
Georgia Tech	2-12	4/5/1918	4/4/1995
Guilford	25-28	4/2/1902	3/2/1987
Hamilton	1-0	4/11/1975	4/11/1975
Hampden-Sydney	2-5-1	5/2/1933	3/10/1977
Hartford	3-0	3/20/1990	3/04/2017
Harvard	3-0	3/31/1993	3/13/2018
Hawaii	0-1	3/23/1991	3/23/1991
Hawaii-Hilo	0-1	3/24/1991	3/24/1991
High Point	5-12	4/23/1964	3/21/17
Hobart College	0-1	3/25/1902	3/25/1902
Holy Cross	4-1	3/3/1997	3/8/2007
Husson College	1-0	3/17/1986	3/17/1986
Illinois State	1-1	3/16/1995	3/17/1995
Indiana (Pa.)	1-1	4/6/1968	3/20/1975
Indiana State	0-1	3/12/2016	3/12/2016
Iona College	2-0	3/23/2016	3/23/2016
Jacksonville	1-5	3/31/1962	3/3/1986
James Madison	2-8	3/14/1974	3/9/2016
John Carroll	0-1	3/4/1984	3/4/1984
Johns Hopkins	1-1	3/30/1972	3/30/1972
Juniata	2-0	4/4/1980	4/5/1980
Kent State	0-1	3/25/1992	3/25/1992
Kentucky	0-1	4/3/1961	4/3/1961
La Salle	9-1	2/18/2012	3/24/2019
Lafayette	15-8	3/11/1989	3/1/2020
Lehigh	6-6	3/17/2007	2/16/2020
Lenoir-Rhyne	42-16	3/28/1904	4/25/1990
Lewis-Clark State	1-1	3/25/1991	3/29/1991
Liberty	4-2	4/22/1989	3/15/1995
Lynchburg	5-1	4/3/1928	4/7/1978
Massachusetts	7-3	3/8/2014	5/5/2019
Manhattan	2-1	2/26/2005	2/27/2005
Marietta	0-4	3/8/1975	3/13/1976
Marist	1-0	2/19/2016	2/19/2016
Marshall	11-20	4/12/1968	3/30/1997
Maryland	0-3	5/2/1947	3/18/1993
Maryville	0-1	4/15/1916	4/15/1916
Memphis State	0-1	5/10/1987	5/10/1987
Mercer	7-5	4/21/1904	4/4/1963
Mercer-Atlanta	1-0	3/1/1977	3/1/1977
Mercer-Macon	1-3	3/2/1977	4/27/1978
Methodist	2-1	3/20/1973	4/25/1981
Miami (Fla.)	1-1	3/13/1990	3/15/1990
Miami (Ohio)	3-2	3/9/1996	3/2/2014
Michigan	2-0	2/21/2015	2/22/2015
Michigan State	1-1	3/26/1934	3/29/1935
Milligan	0-1	3/29/1963	3/29/1963
Morehead State	0-1	3/21/1994	3/21/1994
Mount St. Mary's	14-2	2/12/2000	3/18/2018
Muskingum	2-0	3/21/1978	4/11/1979
New Hampshire	1-0	3/18/1994	3/18/1994
Newberry	0-2	3/27/1950	3/28/1950
Niagara	5-3	2/23/2002	2/17/2012
North Alabama	3-0	3/15/2019	3/17/2019
North Carolina	24-92	4/4/1904	4/10/2019
N.C. A&T	24-2	3/31/1989	5/1/2019
N.C. Central	13-3	2/27/2009	2/19/2020
UNC Asheville	23-8	3/15/1989	5/7/2014
UNCG	28-36	3/19/1991	4/17/2014
UNC Wilmington	3-16	4/1/1965	4/7/2013
NC State	31-88	4/29/1903	2/14/2015
Northern Illinois	0-1	3/13/1996	3/13/1996
Norwich	0-1	4/3/1980	4/3/1980
Notre Dame	0-1	3/14/2017	3/14/2017
Oakland	1-0	2/25/2003	2/25/2003
Oak Ridge	17-14-2	4/1/1902	3/21/1930
Oberlin	5-1	4/8/1960	3/25/1972
Oglethorpe	4-5	4/6/1918	3/30/1937
Ohio	7-7	4/8/1952	3/3/2012
Ohio Wesleyan	0-1	4/7/1955	4/7/1955

Opponent	Record	First Game	Last Game
Old Dominion	0-1	3/12/1992	3/12/1992
Pfeiffer	16-34	4/11/1959	4/24/1990
Portland State	1-0	3/22/1991	3/22/1991
Presbyterian	13-12	4/14/1915	4/23/2019
Princeton	1-1	3/20/2007	3/21/2007
Providence	1-5	3/1/1997	2/22/1998
Quinnipiac	1-1	3/8/2008	3/8/2008
Radford	11-6	2/17/1990	2/20/2011
Rhode Island	8-10	3/13/1985	5/23/2019
Richmond	20-28	4/23/1907	5/24/2019
Rider	0-2	3/20/1989	3/23/1989
Roanoke	5-1	4/17/1907	4/1946
Rollins	2-9-1	3/30/1959	3/4/1981
Rutherford	3-0	4/12/1902	4/6/1908
Sacramento State	0-2	3/27/1991	3/30/1991
St. Andrews	2-2	4/9/1969	4/15/1977
St. Bonaventure	9-1	4/25/2015	5/17/2019
St. John's	0-1-1	3/13/1999	3/13/1999
Saint Joseph's	8-3	4/01/2016	4/14/2018
St. Joseph's (Ind.)	1-1	3/04/1987	3/4/1987
Saint Louis	11-8	3/27/2015	5/22/2019
Samford	7-13	3/04/1999	5/22/2014
Siena	4-1	3/11/2017	3/8/2020
Slippery Rock	1-4	3/15/1976	3/10/1982
South Carolina	23-48	4/25/1902	3/27/2018
USC-Spartanburg	1-2	2/20/1988	3/30/1988
USC Upstate	1-3	4/03/2012	3/12/2019
Southern Illinois	0-2	3/12/1990	3/14/1990
Southern Mississippi	0-1	5/09/1987	5/09/1987
Springfield College	2-5	3/28/1929	3/18/1952
Stetson	1-0	3/28/1966	3/28/1966
UT-Chattanooga	3-5	3/01/1978	4/04/1981
Tennessee Tech	0-1	2/22/2015	2/22/2015
Texas A&M	0-2	6/09/2017	6/10/2017
Toledo	2-1	3/2/2019	3/3/2019
Towson	3-0	2/15/2019	2/16/2019
UMass Lowell	1-0	2/24/2017	2/24/2017
Union	1-1	3/19/1932	4/8/1933
Ursinus	1-0	4/16/1930	4/16/1930
Vanderbilt	1-3	3/3/1980	3/5/2019
Virginia	5-14	5/1/1903	3/6/2018
VCU	10-12	3/14/1980	3/31/2019
VMI	48-45	4/15/1905	3/9/2003
Virginia Tech	8-28	4/30/1913	4/24/2012
Wagner	3-0	3/12/1988	3/13/1988
Wake Forest	29-101-2	4/22/1905	5/7/2019
Warren Wilson	6-1	4/5/1978	5/11/1985
Washington & Lee	14-11	4/6/1905	5/2/1959
Washington State	0-1	3/28/1991	3/28/1991
Wesleyan	1-1	4/2/1953	4/8/1954
West Georgia	0-1	2/28/1977	2/28/1977
West Liberty State	1-0	4/7/1969	4/7/1969
West Virginia	2-12	4/22/1957	3/24/1967
West Virginia State	2-8	3/20/1978	3/14/1983
Western Carolina	26-91	3/26/1977	5/16/2014
Wichita State	0-1	3/26/1991	3/26/1991
William & Mary	21-24	4/4/1949	3/9/2004
Williams	1-1	4/1/1953	3/28/1975
Wingate	8-7	3/15/1979	4/14/1989
Winthrop	14-33-1	4/25/1980	2/26/2020
Wofford	54-41	4/6/1903	5/23/2014
Xavier	0-1	3/1/2006	3/1/2006
Yale	15-12	3/24/1962	3/10/2018
Youngstown State	2-0	3/24/1986	3/22/1987
Others	28-45		



ALL-TIME GAME-BY-GAME

1902 (7-1)

Head Coach: John A. Brewin (7-1)

3-25	Hobart College ²	3-4. L
3-31	at Trinity	6-2. W
4-01	at Oak Ridge	11-3. W
4-02	at Guilford	11-5. W
4-09	Catawba	12-0. W
4-12	Rutherford	23-0. W
4-24	at The Citadel	6-3. W
4-25	at South Carolina	5-4. W

¹Charlotte, N.C.

1903 (4-5)

Head Coach: John A. Brewin (11-6)

3-25	Charlotte YMCA	5-7. L
4-03	at Georgia	5-4. W
4-04	at Clemson	0-11. L
4-06	at Wofford	3-2. W
4-18	Bingham	15-2. W
4-27	at Trinity	3-5. L
4-29	at N.C. A&M	(10) 11-10. W
4-30	Trinity ²	2-4. L
5-01	at Virginia	1-8. L

¹Concord, N.C.

1904 (10-3)

Head Coach: John A. Brewin (21-9)

3-19	Charlotte	12-1. W
3-28	Lenoir	16-0. W
4-02	Guilford	3-1. W
4-04	North Carolina ¹	7-0. W
4-05	Furman	11-10. W
4-11	South Carolina	13-0. W
4-18	Clemson ²	6-3. W
4-19	at Wofford	12-4. W
4-20	at Georgia	5-2. W
4-21	at Mercer	2-4. L
4-22	at Furman	7-11. L
5-02	N.C. A&M ¹	3-13. L
5-09	Wofford	4-2. W

¹Winston-Salem, N.C. ²Charlotte, N.C.

1905 (10-3)

Head Coach: John A. Brewin (31-12)

3-27	Catawba	3-2. W
4-01	Lenoir	8-0. W
4-06	Washington & Lee ¹	1-0. W
4-07	Oak Ridge	5-10. L
4-11	Guilford	3-2. W
4-13	North Carolina A&M ¹	6-1. W
4-14	North Carolina A&M ²	0-6. L
4-15	at VMI	3-1. W
4-17	at Washington & Lee	9-4. W
4-18	at Virginia	3-4. L
4-22	at Wake Forest	4-2. W
4-22	South Carolina ¹	7-0. W
4-27	Welsh Neck	5-4 (10). W

¹Winston-Salem, N.C. ²Greensboro, N.C.

1906 (7-3)

Head Coach: W.T. Everett (7-3)

3-26	Catawba	20-0. W
3-31	Lenoir	3-0. W
4-02	Guilford ¹	3-5. L
4-03	at Trinity	(10) 2-1. W
4-06	Oak Ridge	6-7. L
4-12	South Carolina	8-3. W
4-14	at Wake Forest	1-2. L
4-16	at Guilford	5-2. W
4-17	at Washington & Lee	12-5. W
4-28	South Carolina	8-3. W

¹Winston-Salem, N.C.

1907 (14-4)

Head Coach: W.T. Everett (21-7)

3-20	Mount Pleasant	5-3. W
3-23	Catawba	11-4. W
3-26	Oak Ridge	6-0. W
3-28	Rutherford	10-1. W
3-30	Lenoir	12-2. W
4-01	North Carolina ¹	2-0. W
4-05	South Carolina	12-2. W
4-08	George Washington ²	2-4. L
4-09	George Washington ²	4-3. W
4-13	at Guilford	6-3. W
4-15	at North Carolina A&M	3-6. L
4-17	Roanoke	9-0. W
4-19	at Washington & Lee	2-1. W
4-20	at VMI	3-0. W
4-22	at Virginia	1-12. L
4-23	at Richmond	3-1. W
	Guilford ³	0-1. L
	Guilford ³	3-1. W

¹Winston-Salem, N.C. ²Greensboro, N.C. ³Charlotte, N.C.

1908 (9-8-1)

Head Coach: Tommy Stouch (9-8-1)

3-18	Lenoir	11-0. W
3-27	Morgantown Mules	5-2. W
3-30	Catawba	6-4. W
4-03	Oak Ridge	3-2. W
4-04	N.C. A&M ¹	0-4. L
4-06	Rutherford	7-0. W
4-08	Guilford ¹	1-3. L
4-10	Elon	4-2. W
4-11	at Oak Ridge	3-7. L
4-13	at North Carolina A&M	1-0. W
4-14	at Wake Forest	(10) 2-3. L
4-20	at Guilford	1-3. L
4-21	Roanoke	7-5. W
4-23	Wake Forest	(10) 0-0. T
4-24	at Greensboro League	8-9. L
4-25	at Virginia	0-4. L
4-27	at Washington & Lee	0-2. L
4-28	at VMI	3-2. W

¹Charlotte, N.C.

1909 (12-12)

Head Coach: W.T. Everett (33-19)

3-13	Lenoir ¹	W
3-23	Raeform Institute	7-0. W
3-25	Charlotte Hornets	7-8. L
3-26	Charlotte Hornets	4-3. W
3-29	Catawba	4-2. W
3-30	Guilford ¹	3-7. L
4-01	Richmond ²	(11) 3-6. L
4-02	Riverside Military	5-2. W
4-03	Guilford ³	4-1. W
4-05	at South Carolina	3-2. W
4-06	at South Carolina	1-0. W
4-08	Wake Forest ¹	1-3. L
4-09	Oak Ridge	0-2. L
4-12	at Guilford	0-6. L
4-14	North Carolina ¹	3-4. L
4-15	Elon	16-1. W
4-17	North Carolina A&M ¹	*9-0. W
4-19	at Charlotte Hornets	1-2. L
4-20	Bingham	1-3. L
4-21	at N. Carolina A&M	3-2 (14). W
4-22	at Wake Forest	6-7. L
4-27	at North Carolina	1-4. L
4-28	at Virginia	0-8. L
4-30	at VMI	3-2. W

won by forfeit ¹Charlotte, N.C. ²Salisbury, N.C. ³Statesville, N.C.

1910 (4-9)

Head Coach: H.E. Barr (4-9)

3-21	Lenoir	6-2. W
3-26	North Carolina ¹	3-4. L
3-28	at Guilford	4-7. L
4-02	North Carolina A&M ¹	0-8. L
4-04	at South Carolina	6-2. W
4-05	at South Carolina	5-10. L
4-07	Richmond ²	8-0. W
4-11	at N. Carolina A&M	1-6. L
4-18	at Charlotte Hornets	0-5. L
4-21	at North Carolina	5-9. L
4-23	Oak Ridge	8-0. W
4-26	at Virginia	4-12. L
4-28	at VMI	0-2. L

¹Winston-Salem, N.C. ²Charlotte, N.C. ³Salisbury, N.C.

1911 (7-7-1)

Head Coach: Red Garman (7-7-1)

3-23	Lenoir	7-2. W
3-27	North Carolina ¹	1-2. L
4-03	at North Carolina A&M	1-4. L
4-04	Wake Forest ²	3-2. W
4-08	North Carolina A&M ¹	2-4. L
4-11	at Charleston College	5-0. W
4-13	at South Carolina	4-3. W
4-14	at South Carolina	2-7. L
4-17	at Guilford	1-3. L
4-18	North Carolina ²	4-1. W
4-20	at Charlotte Hornets	1-12. L
4-22	Oak Ridge	(10) 5-4. W
4-25	Wake Forest	(12) 9-9. T
4-28	South Carolina ¹	4-6. L
4-28	South Carolina ²	7-2. W

¹Charlotte, N.C. ²Durham, N.C. ³Greensboro, S.C.

1912 (4-7-1)

Head Coach: William Guerrant (4-7-1)

3-25	Lenoir	5-3. W
3-28	Oak Ridge	1-1 (10). T
4-04	Charlotte Hornets	3-9. L
4-06	at Winston-Salem	2-11. L
4-08	at Guilford	5-4. W
4-09	at Wake Forest	1-3. L
4-10	at North Carolina	6-2. W
4-13	North Carolina A&M ¹	1-3. L
4-16	at North Carolina A&M	4-11. L
4-22	at South Carolina	1-2. L

4-23	at South Carolina	2-7. L
4-27	Wake Forest	W

¹Charlotte, N.C. ²Fayetteville, N.C.

1913 (4-11)

Head Coach: W.T. Cook (4-11)

3-22	Buffalo Bisons	1-5. L
3-24	at Winston-Salem	1-9. L
3-25	at South Carolina	3-10. L
3-26	at South Carolina	5-3. W
3-28	Oak Ridge	7-8. L
3-31	at Elon ¹	5-3. W
4-05	North Carolina ²	1-4. L
4-07	at Guilford	0-4. L
4-08	at Wake Forest	1-2. L
4-09	at North Carolina	1-11. L
4-14	at Trinity	4-5. L
4-17	at Virginia	1-13. L
4-22	Wake Forest	6-5. W
4-29	Trinity ²	7-8 (10). L
4-30	Virginia Tech	3-2. W

¹High Point, N.C. ²Charlotte, N.C. ³Concord, N.C.

1914 (5-9)

Head Coach: W.T. Cook (9-20)

3-22	Concord Cincos	1-0. W
3-23	Catawba	8-1. W
3-26	Oak Ridge	0-2. L
4-03	Trinity	4-6. L
4-04	Guilford	4-7. L
4-08	at Trinity	2-3. L
4-10	at N.C. A&M	3-4. L
4-13	at Winston-Salem	2-3. L
4-15	at South Carolina	0-1. L
4-16	at South Carolina	0-4. L
4-21	North Carolina ¹	5-0. W
4-25	Wake Forest ¹	5-7. L
4-28	Lenoir	8-3. W
5-07	South Carolina	9-4. W

¹Charlotte, N.C.

1915 (10-6)

Head Coach: Bill Fetzer (10-6)

3-26	Elon	(10) 11-1. W
4-01	Weaver	1-3. L
4-05	Wofford ¹	7-1. W
4-06	North Carolina	3-7. L
4-08	Charlotte	9-7. W
4-10	Richmond	7-1. W
4-12	at Wofford	5-3. W
4-13	at Furman	2-3. L
4-14	at Presbyterian	16-0. W
4-15	at South Carolina	4-12. L
4-16	at South Carolina	10-4. W
4-17	at Charlotte	1-4. L
4-21	Georgia ²	9-4. W
4-24	Wake Forest	2-6. L
4-28	South Carolina ¹	7-0. W
5-01	Wofford	12-3. W

¹Rock Hill, S.C. ²Charlotte, N.C.

1916 (15-6)

Head Coach: Bill Fetzer (25-12)

3-27	Catawba	12-3. W
3-29	Elon	3-1. W
3-30	Oak Ridge	8-7. W
4-01	Wake Forest	7-4. W
4-06	Richmond	4-3. W
4-10	Wofford	11-3. W
4-11	North Carolina A&M ¹	7-11. L
4-13	Trinity ²	2-4. L
4-14	Trinity	18-10. W
4-15	Maryville	2-3. L
4-17	at Winston-Salem	3-7. L
4-19	at Charlotte Hornets	8-9. L
4-20	at Wofford	9-3. W
4-21	at Furman	4-2. W
4-22	at Furman	14-11. W
4-24	at Guilford	6-5. W
4-25	at Elon	4-2. W
4-26	at Trinity	7-0. W
4-27	at Wake Forest	6-3. W
4-29	Spencer	2-3. L
5-11	Washington & Lee	13-2. W

¹Gastonia, N.C. ²Hickory, N.C.

1917 (8-6-1)

Head Coach: Bill Fetzer (33-18-1)

3-28	Oak Ridge	9-8. W
3-29	Oak Ridge	1-8. L
3-31	Charlotte	6-4. W
4-02	Elon	9-7. W
4-03	at Trinity	2-6. L
4-04	at North Carolina	4-8. L
4-07	at Charlotte	3-14. L
4-09	at Elon	3-1. W
4-11	Wake Forest	3-1. W
4-12	Trinity ²	10-3. W

4-13	Trinity	3-3. T
4-14	N.C. A&M ¹	11-1. W
4-15	North Carolina ²	0-1. L
4-16	at Lenoir	0-1. L
4-16	Georgia	2-1. W

¹Statesville, N.C. ²Gastonia, N.C. ³Charlotte, N.C.

1918 (5-9)

Head Coach: Bill Fetzer (40-22-1)

3-23	Seventh Infantry ¹	1-7. L
4-01	at Lenoir	5-1. W
4-02	at South Carolina	1-2. L
4-03	at South Carolina	5-3. W
4-04	at Georgia	8-1. W
4-05	at Georgia Tech	7-1. W
4-05	at Georgia Tech	1-6. L
4-06	at Oglethorpe	5-2. W
4-08	at Wofford	1-8. L
4-27	South Carolina	(11) 3-2. W
4-30	Wofford	4-2. W

¹Charlotte, N.C.

1919 (4-10)

Head Coach: Bill Fetzer (44-32-1)

3-29	Philadelphia (NL)	0-10. L
4-05	N.C. State ¹	0-4. L
4-14	Elon	1-3. L
4-15	Elon	2-1. W
4-17	Virginia ²	5-0. W
4-18	Trinity	2-9. L
4-21	North Carolina ²	(15) 3-4. L
4-22	at Elon	(13) 6-7. L
4-23	at Elon ¹	6-3. W
4-24	at Trinity	2-6. L
4-25	at N.C. State	(13) 1-0. W
4-26	at N.C. State	3-8. L
4-28	at Wake Forest	0-13. L
4-29	Trinity	(13) 1-2. L

¹Gastonia, N.C. ²Charlotte, N.C. ³Winston-Salem, N.C.

⁴Burlington, N.C.

1920 (8-



ALL-TIME GAME-BY-GAME

4-18	North Carolina ¹	1-6, L
4-21	at Duke	1-11, L
4-25	Wofford	9-2, W
4-27	Elon	4-8, L
4-28	N.C. State	(10) 11-10, W
4-29	at North Carolina	0-11, L
5-02	Virginia Tech	8-10, L
5-04	N.C. State ¹	3-4, L
5-05	N.C. State	11-6, W
5-07	Furman	16-5, W

1928 (10-9)

Head Coach: Monk Younger (31-52-1)

3-23	Oak Ridge	10-5, W
3-29	Elon	0-6, L
4-02	at Guilford	6-0, W
4-03	at Lynchburg	4-2, W
4-04	at Lynchburg	2-1, W
4-06	at Virginia Tech	10-1, W
4-09	North Carolina ¹	0-3, L
4-13	Wake Forest	3-7, L
4-16	Oglethorpe	7-6, W
4-17	Oglethorpe	10-2, W
4-18	Lynchburg	9-4, W
4-19	Lynchburg	13-3, W
4-25	Duke	0-2, L
5-02	at Lenoir-Rhyne	7-9, L
5-05	Guilford	11-9, W
5-09	at Duke	7-9, L
5-10	at Elon	6-12, L
5-11	at Wake Forest	0-2, L
5-12	at N.C. State	5-6, L

1929 (7-10)

Head Coach: Monk Younger (38-62-1)

3-22	Catawba	2-3, L
3-26	Oak Ridge	4-1, W
3-28	Springfield College	0-10, L
4-01	North Carolina ¹	2-4, L
4-02	Cornell ²	5-0, W
4-08	at Lenoir-Rhyne	11-4, W
4-10	Wofford	(10) 2-3, L
4-12	at VMI	3-7, L
4-13	at Washington & Lee	10-4, W
4-17	at Virginia	5-2, W
4-22	Elon	1-4, L
4-25	at Duke	4-6, L
4-26	at N.C. State	7-3, W
5-07	Lynchburg	7-1, W
5-03	Oglethorpe	(14) 6-9, L
5-04	Oglethorpe	1-2, L
5-08	Guilford	(10) 4-5, L

1930 (9-10)

Head Coach: Monk Younger (47-72-1)

3-20	Georgetown	(10) 7-6, W
3-21	Oak Ridge	1-4, L
3-25	Catawba	8-4, W
3-28	at Elon	9-6, W
3-29	at N.C. State	5-4, W
3-31	at Wake Forest	2-13, L
4-04	N.C. State	8-2, W
4-05	N.C. State ¹	4-6, L
4-09	at VMI	1-5, L
4-10	at Washington & Lee	2-4, L
4-16	Ursinus	14-4, W
4-17	Wake Forest	0-6, L
4-21	North Carolina ²	3-9, L
4-29	Lenoir-Rhyne	4-5, L
5-01	at Lenoir-Rhyne	8-4, W
5-08	South Carolina	5-4, W
5-12	at Duke	5-0, W
5-13	at North Carolina	3-8, L
5-15	Duke	0-7, L

1931 (4-11)

Head Coach: Monk Younger (51-83-1)

4-02	at Guilford	2-5, L
4-03	at Elon	7-10, L
4-09	Elon	15-8, W
4-13	Wake Forest	1-8, L
4-15	Lenoir-Rhyne	6-1, W
4-17	Guilford	2-6, L
4-20	N.C. State	2-9, L
4-22	Duke	1-4, L
4-28	at South Carolina	3-13, L
4-29	at Erskine	6-3, W
4-30	at Clemson	4-14, L
5-05	at Lenoir-Rhyne	12-5, W
5-11	at North Carolina	1-8, L
5-12	at N.C. State	2-4, L
5-13	at Duke	1-5, L

1932 (6-11)

Head Coach: Frank Laird (6-11)

3-19	Union	3-12, L
3-19	Duke Power	6-9, L
3-19	Duke Power	13-11, W
3-28	North Carolina ¹	7-8, L
3-29	at Elon	8-4, W
4-01	Lenoir-Rhyne	2-3, L
4-07	Catawba	18-10, W
4-09	Wake Forest	1-4, L
4-09	Duke	0-8, L
4-14	Elon	4-7, L
4-21	Charlotte Hornets	7-3, W
4-23	at Lenoir-Rhyne	21-2, W
4-26	at North Carolina	5-14, L
4-27	at N.C. State	2-16, L
5-06	N.C. State	(10) 2-5, L
5-11	at Duke	2-10, L
5-12	at Wake Forest	1-0, W

1933 (15-6)

State Champions
Head Coach: Frank Laird (21-17)

3-30	Catawba	15-2, W
4-05	Lenoir-Rhyne	20-8, W
4-08	Union	9-4, W
4-10	at Catawba	12-7, W
4-12	Elon	7-2, W
4-13	at Charlotte Hornets	5-1, W
4-14	at Charlotte Hornets	0-8, L
4-15	North Carolina ¹	4-3, W
4-17	North Carolina ²	4-3, W
4-18	at Elon	12-2, W
4-25	at North Carolina	8-7, W
4-26	at N.C. State	6-9, L
5-01	at Lenoir-Rhyne	9-6, W
5-02	at Hampden-Sydney	(12) 3-2, W
5-03	at Virginia Tech	0-7, L
5-04	at Virginia Tech	1-4, L
5-11	at Wake Forest	7-8, L
5-12	at Duke	9-3, W
5-15	N.C. State	12-8, W
5-16	Wake Forest	(11) 2-1, W
5-17	Duke	4-7, L

1934 (3-13)

Head Coach: Frank Laird (24-30)

3-26	Michigan State	6-16, L
3-31	at North Carolina ¹	4-15, L
4-02	North Carolina	5-13, L
4-04	N.C. State	4-11, L
4-05	N.C. State	9-8, W
4-12	Duke	5-4, W
4-13	Duke	1-12, L
4-18	at North Carolina	0-9, L
4-20	Wake Forest	7-11, L
4-21	Wake Forest	1-4, L
4-25	at Duke	1-5, L
4-26	at Duke	2-4, L
5-07	at N.C. State	15-9, W
5-08	at N.C. State	10-22, L
5-07	at Wake Forest	3-5, L
5-07	at Wake Forest	10-11, L

1935 (5-10)

Head Coach: Frank Laird (29-40)

3-29	Michigan State	3-1, W
4-02	at Lenoir-Rhyne	2-3, L
4-05	North Carolina	(11) 4-3, W
4-12	Duke	1-5, L
4-13	Duke ¹	3-6, L
4-19	at Duke	(10) 2-3, L
4-20	at Duke	0-13, L
4-23	at North Carolina	5-6, L
4-24	at North Carolina	5-6, L
4-29	N.C. State	4-2, W
5-01	N.C. State	3-11, L
5-01	Wake Forest	3-5, L
5-02	Wake Forest	3-1, W
5-11	at N.C. State	1-3, L
5-11	at N.C. State	1-6, L

1936 (2-18)

Head Coach: Frank Laird (31-58)

3-28	Unique Furniture Co. ¹	3-8, L
4-01	at Lenoir-Rhyne	1-7, L
4-03	Duke	4-8, L
4-04	Duke	2-14, L
4-15	at Catawba	4-11, L
4-17	at Duke	0-7, L
4-18	at Duke	1-3, L
4-20	Catawba	4-8, L
4-23	Wake Forest	0-15, L
4-23	Wake Forest	2-6, L

4-27	North Carolina	2-3, L
4-29	N.C. State	3-4, L
4-30	N.C. State	7-4, W
5-02	at Concord Weavers	0-8, L
5-04	at Charlotte Hornets	6-11, L
5-06	at North Carolina	7-5, W
5-07	at N.C. State	3-5, L
5-08	at N.C. State	2-14, L
5-12	Wake Forest	6-14, L
5-13	Wake Forest	1-7, L

1937 (6-17)

Head Coach: Frank Laird (37-75)

3-26	at Wofford	9-4, W
3-27	at Presbyterian	1-3, L
3-29	at Oglethorpe	8-2, W
3-30	at Oglethorpe	0-5, L
3-31	at Erskine	6-4, W
4-02	Duke	11-16, L
4-03	Duke	4-29, L
4-09	N.C. State	5-10, L
4-10	N.C. State	2-11, L
4-12	North Carolina	7-6, W
4-16	at Duke	2-7, L
4-16	at Duke	0-13, L
4-17	at Elon	4-10, L
4-19	Catawba	8-9, L
4-22	at Wake Forest	3-13, L
4-23	at Wake Forest	2-5, L
4-27	Guilford	5-7, L
5-01	at Catawba	7-12, L
5-04	at N.C. State	6-5, W
5-06	at North Carolina	1-8, L
5-10	South Carolina	12-10, W
5-15	Wake Forest	1-9, L
5-15	Wake Forest	2-4, L

1938 (8-8)

Head Coach: Frank Laird (45-83)

3-29	Lance Packing Co.	5-7, L
4-05	at Catawba	9-23, L
4-12	Lenoir-Rhyne	3-1, W
4-14	Duke	1-7, L
4-15	at Furman	12-6, W
4-16	at Clemson	(10) 6-5, W
4-21	Wofford	23-0, W
4-25	at N.C. State	1-4, L
4-26	at North Carolina	6-11, L
4-27	at Duke	1-13, L
4-28	at Wake Forest	10-11, L
5-02	Clemson	7-2, W
5-05	Wake Forest	9-8, W
5-10	Furman	12-2, W
5-12	Catawba	5-4, W
5-14	N.C. State	0-3, L

1939 (6-11)

Head Coach: Frank Laird (51-94)

3-28	Larkwood	10-3, W
3-31	Colby	9-8, W
4-05	Catawba	4-12, L
4-08	North Carolina	1-4, L
4-12	Duke	10-16, L
4-14	at Furman	5-14, L
4-15	at Wofford	6-3, W
4-18	Lenoir-Rhyne	7-9, L
4-21	Wake Forest	5-3, W
4-22	N.C. State	9-3, W
4-27	at North Carolina	4-8, L
4-29	at Duke	5-8, L
4-29	at Duke	4-12, L
5-01	Virginia	(11) 6-8, L
5-05	Furman	0-5, L
5-10	Wake Forest	3-9, L
5-11	at Catawba	9-7, W

1940 (8-12)

Head Coach: Norman Shepard (8-12)

3-23	at Clemson	2-15, L
3-26	at Erskine	10-6, W
3-27	Richmond	2-7, L
3-28	Colby	7-6, W
4-01	The Citadel	16-4, W
4-05	Highland Park Mills	8-14, L
4-08	South Carolina	7-5, W
4-10	Duke	2-12, L
4-12	at Wofford	(10) 4-5, L
4-13	at Furman	5-10, L
4-17	at Lenoir-Rhyne	6-0, W
4-19	at North Carolina	1-7, L
4-20	at Duke	2-24, L
4-23	Wofford	8-7, W
4-27	The Citadel	13-7, W
4-30	at N.C. State	6-5, W
5-01	at Wake Forest	0-5, L
5-06	Wake Forest	6-19, L

5-09	North Carolina	4-14, L
5-15	Clemson	5-8, L
5-17	N.C. State	4-5, L

1941 (4-11)

Head Coach: Norman Shepard (12-23)

4-05	Duke	3-6, L
4-08	at North Carolina	0-10, L
4-09	at Duke	1-7, L
4-11	Guilford	8-12, L
4-15	at South Carolina	6-7, L
4-19	North Carolina	0-9, L
4-22	Furman	11-19, L
4-28	Wofford	7-5, W
4-30	at Guilford	8-4, W
5-02	at Wofford	6-5, W
5-03	at Furman	4-12, L
5-06	South Carolina	4-1, W
5-08	at VMI	0-11, L
5-10	at Hampden-Sydney	1-4, L
5-15	N.C. State	11-12, L

1942 (4-11)

Head Coach: Norman Shepard (16-34)

3-31	Catawba	11-22, L
4-10	North Carolina	2-4, L
4-15	Duke	3-9, L
4-20	Wofford	12-6, W
4-21	at N.C. State	(10) 8-9, L
4-24	at Wofford	11-13, L
4-25	at Morris Field	20-1, W
4-28	at North Carolina	1-4, L
4-29	at Duke	3-10, L
5-02	at Guilford	0-1, L
5-04	at Catawba	(10) 7-4, W
5-06	Guilford	1-5, L
5-11	at Morris Field	7-6, W
5-12	Lenoir-Rhyne	5-9, L
5-15	N.C. State	2-11, L

1943 (0-13)

Head Coach: Norman Shepard (16-47)

3-31	Clemson	4-12, L
4-01	Clemson	0-21, L
4-06	Catawba	0-13, L
4-09	at Catawba	0-15, L
4-13	at Furman	6-19, L
4-14	at Clemson	3-19, L
4-20	at Navy Pre-Flight	7-14, L
4-21	at North Carolina	4-15, L
4-24	Catawba	6-11, L
4-26	at Duke	1-15, L
4-28	Navy Pre-Flight	5-8, L
5-01	Furman	7-10, L
5-06	Catawba	1-8, L

1944 (1-6)

Head Coach: Norman Shepard (17-53)

4-18	Presbyterian	2-5, L
4-20	Catawba	4-7, L
4-21	at Presbyterian	4-16, L
4-25	at Catawba	5-9, L
4-28	Virginia Tech	0-15, L
4-29	Virginia Tech	0-21, L
5-02	Catawba	3-0, W

1945

No Varsity Team

1946 (4-16)

Head Coach: Charlie Jamerson (4-16)

4-04	Catawba	13-24, L
4-06	Rex Hanover Mills	6-12, L
4-08	at Furman	7-9, L
4-09	at Clemson	4-5, L
4-15	N.C. State	0-15, L
4-19	at Roanoke	20-15, W
4-20	Washington & Lee	4-5, L
4-23	at North Carolina	0-6, L
4-24	at Duke	5-12, L
4-24	Furman	5-4, W
4-29	at N.C. State	3-12, L
4-30	ORD, Greensboro	2-5, L
4-30	ORD, Greensboro	11-6, W</



ALL-TIME GAME-BY-GAME

4-16 North Carolina*	8-7 W
4-20 N.C. State*	7-13 L
4-24 South Carolina*	5-6 L
4-27 McCrary Eagles	3-10 L
4-28 at Duke*	5-14 L
5-01 South Carolina*	4-5 L
5-04 Clemson*	2-20 L
5-05 at Furman*	2-8 L
5-11 at N.C. State*	3-6 L

1952 (4-13, 3-10)

Head Coach: Dave Poole (4-13)

Conference: Southern

3-17 Springfield	1-4 L
3-18 Springfield	6-4 W
3-29 The Citadel*	4-2 W
4-02 at Clemson*	6-21 L
4-03 at Furman*	1-8 L
4-08 Ohio	3-8 L
4-12 Clemson*	4-3 W
4-15 at North Carolina*	3-4 L
4-16 at Duke*	1-16 L
4-19 N.C. State*	3-9 L
4-22 South Carolina*	4-7 L
4-24 Duke*	2-12 L
4-29 at South Carolina*	2-6 L
4-30 Furman*	6-3 W
5-01 McCrary Eagles	1-12 L
5-03 North Carolina*	3-9 L
5-05 N.C. State*	5-13 L

1953 (0-17, 0-11)

Head Coach: Chuck Clements (0-17)

Conference: Southern

3-28 Duke*	2-11 L
4-01 Williams	1-16 L
4-02 Wesleyan	9-10 L
4-04 Ohio	4-12 L
4-10 Clemson*	4-6 L
4-10 Clemson*	0-7 L
4-11 Furman*	2-22 L
4-13 North Carolina*	5-18 L
4-18 at Duke*	4-15 L
4-21 McCrary Eagles	5-8 L
4-23 at North Carolina*	0-11 L
4-24 at N.C. State*	5-6 L
4-27 at The Citadel*	L
4-28 South Carolina*	1-7 L
5-01 Furman*	L
5-05 South Carolina*	5-6 L
5-08 N.C. State*	7-18 L
5-09 Wofford	14-16 L

1954 (5-13, 3-4)

Head Coach: Chuck Clements (5-30)

Conference: Southern (7th)

3-18 at Fort Jackson	4-9 L
3-19 at Parris Island	L
3-20 at Parris Island	L
3-22 at Georgia Teachers Coll.	L
3-23 at Florida State	1-7 L
3-29 Lenoir-Rhyne	1-3 L
4-02 Washington & Lee*	7-2 W
4-03 Washington & Lee*	14-2 W
4-08 Wesleyan	10-9 W
4-09 at Furman*	3-4 L
4-14 Ohio	4-13 L
4-21 McCrary Eagles	7-6 W
4-22 Lenoir-Rhyne	7-8 L
4-27 at Guilford	5-6 L
4-30 The Citadel*	10-9 W
5-01 The Citadel*	12-15 L
5-07 at Virginia Tech*	4-11 L
5-08 at VMI*	1-12 L

1955 (11-5, 5-3)

Head Coach: Chuck Clements (16-35)

Conference: Southern (5th)

3-24 at Catawba	10-2 W
3-29 Lenoir-Rhyne	23-9 W
4-01 Washington & Lee*	12-1 W
4-02 Washington & Lee*	10-2 W
4-07 Ohio Wesleyan	8-17 L
4-08 Virginia Tech*	2-7 L
4-15 Catawba	4-0 W
4-19 McCrary Eagles	5-1 W
4-20 at Lenoir-Rhyne	7-2 W
4-22 Wofford	4-6 L
4-26 at Wofford	8-7 W
4-29 at The Citadel*	1-4 L
4-30 at The Citadel*	11-8 W
5-03 Furman*	3-2 W
5-03 Furman*	6-5 W
5-05 Guilford	4-3 W
5-16 VMI*	1-6 L

1956 (6-13, 3-9)

Head Coach: Chuck Clements (22-48)

Conference: Southern (10th)

3-20 Presbyterian	11-7 W
3-22 Catawba	4-5 L
3-24 at Catawba	4-11 L
3-27 at Lenoir-Rhyne	5-12 L
3-27 at Robbins AFB*	3-7 L
3-31 at Mercer	3-4 L
4-02 at Robbins AFB*	1-2 L
4-07 Washington & Lee*	13-1 W
4-07 Washington & Lee*	4-11 L
4-10 at VMI*	0-9 L
4-11 at VMI*	4-5 L
4-14 Belmont Abbey	9-4 W
4-18 Lenoir-Rhyne	7-3 W
4-20 McCrary Eagles*	1-11 L
4-24 Furman*	10-12 L
4-27 The Citadel*	(10) 7-8 L
4-28 The Citadel*	6-4 W
5-01 William & Mary*	10-7 W
5-01 William & Mary*	1-3 L
5-04 at Virginia Tech*	3-4 L
5-05 at Virginia Tech*	(11) 10-11 L
5-08 at Furman*	3-4 L

1957 (6-13, 3-9)

Head Coach: Tom Stevens (6-13)

Conference: Southern

3-19 at Catawba	1-12 L
3-27 at Lenoir-Rhyne	10-0 W
3-29 at Parris Island*	0-6 L
3-30 at Parris Island*	4-5 L
4-02 at Mercer	5-13 L
4-02 at Mercer	2-0 W
4-06 VMI*	0-3 L
4-06 VMI*	9-2 W
4-11 at The Citadel*	5-9 L
4-12 at The Citadel*	4-7 L
4-15 at Belmont Abbey	(13) 5-6 L
4-16 at Furman*	2-4 L
4-19 McCrary Eagles*	1-8 L
4-20 Mercer	(10) 4-5 L
4-22 West Virginia*	15-4 W
4-24 at William & Mary*	7-8 L
4-26 at Washington & Lee*	2-1 W
4-27 at Washington & Lee*	9-14 L
4-30 Virginia Tech*	3-7 L
5-01 Virginia Tech*	3-4 L
5-03 Furman*	4-12 L
5-07 Lenoir-Rhyne	8-6 W

1958 (11-6-1, 7-4)

Head Coach: Tom Stevens (17-19-1)

Conference: Southern (4th)

3-21 Lenoir-Rhyne	13-0 W
3-24 Catawba	6-6 T
3-29 Washington & Lee*	5-4 W
3-31 William & Mary*	4-1 W
3-31 William & Mary*	9-1 W
4-08 Mercer	8-3 W
4-08 Mercer	8-1 W
4-12 The Citadel*	0-13 L
4-13 The Citadel*	7-4 W
4-17 Belmont Abbey	8-3 W
4-18 Mercer	(10) 1-2 L
4-26 at VMI*	3-0 W
4-26 at VMI*	9-4 W
5-03 Furman*	(13) 3-2 W
5-03 Furman*	6-12 L
5-12 Virginia Tech*	5-13 L

1959 (4-17, 3-7)

Head Coach: Tom Stevens (21-36-1)

Conference: Southern (8th)

3-17 Belmont Abbey	3-4 L
3-20 Catawba	3-14 L
3-23 Catawba	(11) 4-5 L
3-25 Connecticut	7-11 L
3-28 at Ga. Teacher's Coll.	1-3 L
3-30 at Rollins	5-6 L
3-30 at Rollins	2-6 L
4-07 VMI*	6-1 W
4-07 VMI*	4-6 L
4-07 at Richmond*	1-23 L
4-11 at Pfeiffer	L
4-15 Presbyterian	14-1 W
4-17 at The Citadel*	1-10 L
4-18 at The Citadel*	3-10 L
4-23 Virginia Tech*	5-9 L
4-23 Virginia Tech*	2-7 L
4-24 Pfeiffer	L
4-28 Furman*	0-1 L
5-02 at Washington & Lee	0-4 L
5-03 at William & Mary*	2-0 W
5-03 at William & Mary*	5-3 W

1960 (7-12, 3-5)

Head Coach: Tom Stevens (28-48-1)

Conference: Southern (8th)

3-22 Catawba	5-19 L
3-23 Hampden-Sydney	5-11 L
3-26 at Parris Island*	3-18 L
3-29 at Ga. Southern	7-8 L
3-29 at Ga. Southern	5-6 L
3-31 Richmond	3-7 L
4-06 at Presbyterian	9-2 W
4-08 Oberlin	9-7 W
4-09 Oberlin	15-10 W
4-11 William & Mary	7-3 W
4-11 William & Mary	7-6 W
4-16 West Virginia	4-10 L
4-22 Belmont Abbey	9-2 W
4-26 at Wake Forest	7-26 L
4-30 Furman*	1-6 L
5-03 Pfeiffer	2-8 L
5-03 Pfeiffer	1-5 L
5-06 at Virginia Tech	11-17 L
5-13 The Citadel	8-7 W
5-14 The Citadel	8-14 L

1961 (9-14-1, 6-6)

Head Coach: Tom Stevens (37-62-2)

Conference: Southern (t-5th)

3-15 at Catawba	4-5 L
3-23 Pfeiffer	4-5 L
3-24 Hampden-Sydney	(11) 8-8 T
3-27 at Pfeiffer	(10) 6-5 W
3-30 West Virginia*	5-17 L
4-03 Kentucky*	6-18 L
4-03 at Ga. Southern	4-12 L
4-04 at Ga. Southern	6-11 L
4-05 at Mercer	6-5 W
4-10 William & Mary*	9-3 W
4-10 William & Mary*	7-19 L
4-14 at Furman*	4-7 L
4-14 at Furman*	0-8 L
4-17 Ga. Southern	1-10 L
4-18 Ga. Southern	1-5 L
4-20 Virginia Tech*	6-5 W
4-20 Virginia Tech*	8-11 L
4-25 at Belmont Abbey	6-4 W
4-29 at VMI*	1-4 L
4-29 at VMI*	5-1 W
5-02 The Citadel*	20-19 W
5-03 The Citadel*	7-2 W
5-08 at Geo. Washington*	4-2 W
5-12 Wake Forest*	4-5 L

1962 (8-16, 3-7)

Head Coach: Tom Stevens (45-78-2)

Conference: Southern (t-7th)

3-17 Pfeiffer	8-5 W
3-21 at Catawba	6-12 L
3-23 Catawba	5-10 L
3-24 Yale	6-14 L
3-29 at Ga. Southern	1-5 L
3-30 at Ga. Southern	1-4 L
3-31 at Jacksonville	2-5 L
4-02 at Rollins	5-9 L
4-03 at Rollins	1-18 L
4-04 at Mercer	10-2 W
4-07 VMI*	0-2 L
4-07 VMI*	1-3 L
4-18 Furman*	3-10 L
4-18 Furman*	2-10 L
4-21 George Washington*	8-1 W
4-25 Mercer	8-1 W
4-26 Belmont Abbey	16-6 W
4-30 at The Citadel*	0-10 L
5-01 at The Citadel*	0-9 L
5-05 at West Virginia*	3-9 L
5-07 at William & Mary*	8-5 W
5-07 at William & Mary*	10-7 W
5-11 Ga. Southern	4-18 L
5-12 Ga. Southern	6-5 W

1963 (8-18, 4-10)

Head Coach: Tom Stevens (53-96-2)

Conference: Southern (8th)

3-18 Pfeiffer	1-11 L
3-22 Pfeiffer	4-8 L
3-28 Colgate	0-2 L
3-29 Milligan	5-6 L
4-01 at Ga. Southern	1-6 L
4-02 at Ga. Southern	5-9 L
4-04 at Mercer	8-0 W
4-08 at VMI	3-4 L
4-08 at VMI	4-9 L
4-13 Virginia Tech	0-1 L
4-13 Virginia Tech	4-6 L
4-15 West Virginia	3-11 L
4-15 West Virginia	3-10 L

4-17 Eastern Kentucky	7-6 W
4-18 at Furman	4-1 W
4-18 at Furman	(8) 3-4 L
4-22 Ga. Southern	0-7 L
4-23 Ga. Southern	13-4 W
4-26 The Citadel	2-8 L
4-26 The Citadel	3-1 W
5-04 at Richmond	1-2 L
5-04 at Richmond	0-2 L
5-06 at Geo. Washington	7-4 W
5-06 at Geo. Washington	13-5 W
5-10 Rollins	9-8 W
5-11 Rollins	5-8 L

1964 (14-13-1, 9-5)

Head Coach: Tom Stevens (67-109-3)

Conference: Southern (3rd)

3-17 at Pfeiffer	4-7 L
3-24 at Belmont Abbey	14-2 W
3-27 at Ga. Southern	0-8 L
3-30 Colby*	0-4 L
3-31 at Rollins*	(11) 1-1 T
4-01 Duke*	5-8 L
4-02 Colby*	2-14 L
4-03 at Rollins*	9-8 W
4-04 Duke*	3-2 W
4-11 at Virginia Tech*	2-6 L
4-11 at Virginia Tech*	5-8 L
4-15 Furman*	0-4 L
4-15 Furman*	6-5 W
4-17 Ga. Southern	0-7 L
4-17 Ga. Southern	9-10 L
4-23 at High Point	(10) 6-5 W
4-25 at West Virginia*	3-7 L
4-25 at West Virginia*	(8) 4-5 L
4-27 at William & Mary*	5-1 W
4-27 at William & Mary*	7-2 W
5-02 Belmont Abbey	13-5 W
5-05 VMI*	4-3 W
5-05 VMI*	7-1 W
5-09 George Washington*	6-3 W
5-09 George Washington*	11-5 W
5-12 at The Citadel*	3-2 W
5-12 at The Citadel*	8-4 W
5-15 North Carolina*	3-15 L

1965 (8-24, 5-11)

Head Coach: Tom Stevens (75-133-3)

Conference: Southern (t-7th)

3-16 Pfeiffer	1-2 L
3-22 Catawba	2-1 W
3-29 Ga. Southern	0-13 L
3-30 Ga. Southern	1-4 L
4-01 UNC Wilmington	4-6 L
4-01 UNC Wilmington	1-5 L
4-02 East Carolina	4-20 L
4-05 William & Mary	2-12 L
4-05 William & Mary	3-2 W
4-08 Furman	6-7 L
4-08 Furman	2-5 L
4-10 Belmont Abbey	2-7 L
4-12 Pfeiffer	5-6 L
4-14 West Virginia	0-3 L
4-14 West Virginia	2-6 L
4-16 East Carolina	9-14 L
4-17 East Carolina	6-5 W
4-20 High Point	5-8 L
4-23 Ga. Southern	2-9 L
4-24 Ga. Southern	0-13 L
4-26 Virginia Tech	1-3 L
4-26 Virginia Tech	(8) 5-4 W
5-01 North Carolina	2-11 L
5-01 VMI	0-1 L
5-01 VMI	1-3 L
5-03 Belmont Abbey	16-4 W
5-08 Geo. Washington	7-5 W
5-08 Geo. Washington	3-2 W
5-10 Richmond	3-7 L
5-10 Richmond	6-1 W
5-13 The Citadel	2-7 L
5-13 The Citadel	1-5 L

1966 (10-24, 5-11)

Head Coach: Tom Stevens (85-157-3)

Conference: Southern (7th)

3-16 Pfeiffer	3-4 L
3-19 Pfeiffer	2-5 L
3-21 Virginia	7-1 W
3-22 Virginia	7-4 W
3-25 VMI*	(8) 6-5 W
3-25 VMI*	1-2 L
3-26 Ga. Southern	1-12 L
3-28 Stetson	11-4 W
3-30 Florida Southern	3-5 L
3-31 Florida Southern	4-11 L
4-01 Florida Presbyterian	5-8 L

4-04 Geo. Washington*	7-1 W
4-04 Geo. Washington*	12-8 W
4-06 Oberlin	5-6 L
4-07 Oberlin	6-2 W
4-09 East Carolina*	0-4 L
4-09 East Carolina*	0-1 L
4-12 High Point	6-10 L
4-15 UNC Wilmington	1-4 L
4-16 UNC Wilmington	(10) 1-3 L
4-19 Richmond*	1-3 L
4-19 Richmond*	1-3 L
4-23 Ga. Southern	9-3 W
4-23 Ga. Southern	2-6 L
4-26 Belmont Abbey	1-5 L
4-30 The Citadel*	2-0 W
4-30 The Citadel*	0-9 L
5-03 Belmont Abbey	3-11 L
5-07 West Virginia*	1-5 L
5-07 West Virginia*	0-4 L
5-09 William & Mary*	0-5 L
5-09 William & Mary*	4-7 L
5-14 Furman*	8-3 W
5-14 Furman*	0-6 L

1967 (3-20, 2-12)

Head Coach: Tom Stevens (88-177-3)

Conference: Southern (9th)

3-19 Virginia	3-8 L
3-22 West Virginia*	2-5 L
3-24 West Virginia*	4-3 W
3-27 at Ga. Southern	6-5 W
3-28 at Ga. Southern	0-3 L
3-29 at Georgia Tech	1-14 L
3-30 at Georgia Tech	0-9 L



ALL-TIME GAME-BY-GAME

4-17 Belmont Abbey	3-2 W
4-19 at East Carolina*	0-3 L
4-19 at East Carolina*	(10) 3-2 W
4-21 at High Point	2-3 L
4-22 Furman*	2-9 L
4-22 Furman*	(8) 5-5 T
4-25 at The Citadel*	3-5 L
4-25 at The Citadel*	1-4 L
4-30 Belmont Abbey	0-7 L
5-03 at William & Mary*	3-2 W
5-05 at Geo. Washington	0-13 L
5-07 Clemson	9-8 W
5-10 The Citadel*	1-2 L
5-10 The Citadel*	7-8 L

1970 (10-15, 5-10)

Head Coach: Tom Stevens (110-233-4)

Conference: Southern (4th)

3-11 at Belmont Abbey	3-7 L
3-13 Pfeiffer	3-1 W
3-23 at Florida Southern	0-1 L
3-24 at Florida Southern	1-7 L
3-26 at Jacksonville	2-12 L
3-27 at Armstrong State	7-1 W
4-04 at Furman*	1-9 L
4-04 at Furman*	1-8 L
4-06 Eastern Baptist	23-0 W
4-07 South Carolina	4-1 W
4-11 at The Citadel*	1-3 L
4-11 at The Citadel*	5-4 W
4-14 Furman*	7-4 W
4-14 Furman*	0-5 L
4-16 St. Andrews	6-10 L
4-18 William & Mary*	1-5 L
4-20 Geo. Washington*	5-1 W
4-22 at East Carolina*	2-4 L
4-22 at East Carolina*	1-2 L
4-25 at Richmond*	3-4 L
4-29 The Citadel*	1-0 W
4-29 The Citadel*	(12) 0-1 L
5-02 East Carolina*	1-4 L
5-02 East Carolina*	4-3 W
5-07 Belmont Abbey	5-0 W

1971 (15-19, 6-8)

Head Coach: Tom Stevens (125-252-4)

Conference: Southern (6th)

3-15 at Baptist	3-2 W
3-16 at Baptist	3-4 L
3-17 at Armstrong State	22-5 W
3-18 at Armstrong State	13-12 W
3-19 at UNC Wilmington	0-1 L
3-20 at UNC Wilmington	2-5 L
3-23 Baldwin-Wallace	9-2 W
3-24 at Pfeiffer	0-1 L
3-30 Virginia	3-7 L
3-31 VMI*	1-0 W
3-31 VMI*	3-0 W
4-03 Richmond*	11-3 W
4-03 Richmond*	4-8 L
4-05 Pfeiffer	4-1 W
4-08 at North Carolina	4-3 W
4-10 The Citadel*	3-1 W
4-10 The Citadel*	6-1 W
4-13 at Guilford	13-17 L
4-15 UNC Wilmington	4-8 L
4-16 at Furman*	3-5 L
4-16 at Furman*	0-2 L
4-20 Guilford	6-2 W
4-22 at Belmont Abbey	3-5 L
4-24 Duke	5-7 L
4-24 Duke	2-4 L
4-27 Belmont Abbey	5-1 W
4-29 at Duke	2-4 L
5-01 at William & Mary*	(12) 1-2 L
5-01 at William & Mary*	11-7 W
5-04 vs. North Carolina*	7-3 W
5-08 at The Citadel*	0-2 L
5-08 at The Citadel*	0-4 L
5-11 Furman*	2-3 L
5-11 Furman*	0-4 L

1972 (11-20, 3-11)

Head Coach: Tom Stevens (136-272-4)

Conference: Southern (6th)

3-10 at Guilford	2-6 L
3-11 Pfeiffer	10-17 L
3-14 at Catawba	5-7 L
3-20 Central Michigan	(11) 5-4 W
3-23 Guilford	3-1 W
3-28 Oberlin	7-4 W
3-28 Oberlin	6-3 W
3-30 Johns Hopkins	2-1 W
3-30 Johns Hopkins	(10) 0-1 L
4-01 The Citadel*	2-6 L
4-01 The Citadel*	3-2 W

4-04 at Furman*	0-7 L
4-04 at Furman*	5-8 L
4-06 Eastern Baptist	6-5 W
4-09 at VMI*	0-3 L
4-10 at Richmond*	4-5 L
4-10 at Richmond*	6-8 L
4-13 at Pfeiffer	0-7 L
4-15 at East Carolina*	1-4 L
4-15 at East Carolina*	3-4 L
4-18 Duke	4-18 L
4-21 at North Carolina	5-3 W
4-24 at Duke	9-6 W
4-26 Belmont Abbey	1-5 L
4-27 Catawba	0-4 L
4-29 at The Citadel*	1-0 W
4-29 at The Citadel*	(9) 1-2 L
5-02 at Belmont Abbey	1-3 L
5-05 Furman*	1-3 L
5-05 Furman*	2-0 W
5-06 East Carolina*	5-11 L

1973 (8-15, 1-10)

Head Coach: Jack Burris (8-15)

Conference: Southern (7th)

3-16 at Baptist	5-4 W
3-18 at Francis Marion	6-5 W
3-19 at UNC Wilmington	7-5 W
3-20 at Methodist	3-2 W
3-24 Pfeiffer	2-4 L
3-26 Franklin & Marshall	10-5 W
4-02 William & Mary*	4-1 W
4-02 William & Mary*	0-3 L
4-04 North Carolina	6-2 W
4-05 Virginia	4-12 L
4-07 at Richmond*	0-6 L
4-12 at Guilford	9-10 L
4-13 East Carolina*	0-2 L
4-13 East Carolina*	1-3 L
4-16 at The Citadel*	3-6 L
4-17 at Pfeiffer	0-5 L
4-19 Guilford	15-4 W
4-20 Furman*	1-5 L
4-23 The Citadel*	5-9 L
4-28 at Furman*	1-9 L
4-30 Appalachian State*	0-6 L
4-30 Appalachian State*	4-8 L
5-04 Baptist	3-12 L

1974 (10-15, 6-8)

Head Coach: Tom Stevens (146-287-4)

Conference: Southern (5th)

3-14 Madison	2-9 L
3-15 at Baptist	3-6 L
3-18 at The Citadel*	0-4 L
3-23 VMI*	2-3 L
3-23 VMI*	9-1 W
3-28 Franklin & Marshall	14-0 W
3-30 at East Carolina*	1-2 L
3-30 at East Carolina*	0-12 L
4-01 at William & Mary*	1-2 L
4-01 at William & Mary*	1-3 L
4-05 Catawba	4-12 L
4-07 Furman*	5-4 W
4-08 Catawba	5-0 W
4-10 Appalachian State*	2-10 L
4-12 at Pfeiffer	0-3 L
4-13 at Guilford	4-10 L
4-16 The Citadel*	10-6 W
4-18 Guilford	6-11 L
4-20 Richmond*	5-0 W
4-20 Richmond*	6-5 W
4-22 at Appalachian State*	1-7 L
4-25 at Lenoir-Rhyne	12-5 W
4-27 Pfeiffer	3-12 L
4-30 at Furman*	5-2 W
5-02 Lenoir-Rhyne	11-0 W

1975 (21-15, 10-4)

Head Coach: Junior Wade (21-15)

Conference: Southern (2nd)

3-08 Marietta	0-1 L
3-08 Marietta	3-5 L
3-11 Connecticut	1-10 L
3-11 Connecticut	1-10 L
3-17 Appalachian State*	5-1 W
3-20 Indiana (Pa.)	8-0 W
3-23 East Carolina*	2-1 W
3-23 East Carolina*	6-4 W
3-25 Hampden-Sydney	4-5 L
3-25 Hampden-Sydney	9-2 W
3-26 The Citadel*	5-7 L
3-27 California State (Pa.)	3-0 W
3-27 California State (Pa.)	3-0 W
3-28 Williams	14-2 W
3-31 at Furman*	5-2 W
4-01 Hamilton	12-5 W
4-03 Brockport	9-1 W

4-04 Wake Forest	5-6 L
4-06 at Appalachian State*	9-5 W
4-07 William & Mary*	3-2 W
4-07 William & Mary*	0-2 L
4-09 at The Citadel*	0-2 L
4-11 Pfeiffer	10-11 L
4-12 Guilford	2-5 L
4-14 at Richmond*	5-3 W
4-14 at Richmond*	0-8 L
4-16 at Guilford	7-8 L
4-17 Catawba	14-2 W
4-19 Furman*	12-7 W
4-21 at Pfeiffer	5-6 L
4-22 at South Carolina	4-3 W
4-24 at Lenoir-Rhyne	5-6 L
4-25 at VMI*	5-4 W
4-25 at VMI*	7-0 W
4-29 at Catawba	15-2 W
5-05 Lenoir-Rhyne	(12) 3-2 W

1976 (10-22, 5-8)

Head Coach: Palmer Muench (10-22)

Conference: Southern (6th)

3-05 Connecticut	4-19 L
3-06 Connecticut	1-2 L
3-06 Connecticut	0-1 L
3-10 at Catawba	2-7 L
3-11 at Pfeiffer	4-3 W
3-13 Marietta	3-9 L
3-13 Marietta	1-6 L
3-15 Slippery Rock	2-5 L
3-15 Slippery Rock	0-3 L
3-18 Wake Forest	3-4 L
3-20 at East Carolina*	0-3 L
3-20 at East Carolina*	3-2 W
3-22 Fairfield	9-6 W
3-23 Fairfield	1-11 L
3-24 Appalachian State*	9-6 W
3-27 VMI*	5-3 W
3-27 VMI*	4-5 L
3-29 at N.C. State	2-5 L
4-01 Pfeiffer	4-3 W
4-03 Richmond*	0-15 L
4-03 Richmond*	2-1 W
4-05 The Citadel*	2-4 L
4-08 at Wake Forest	1-6 L
4-10 at William & Mary*	0-4 L
4-10 at William & Mary*	8-2 W
4-13 at Furman*	2-9 L
4-16 vs. N.C. State*	0-6 L
4-17 at South Carolina	7-22 L
4-19 Catawba	17-10 W
4-21 at Appalachian State*	0-4 L
4-25 Guilford	13-10 W
4-26 at The Citadel*	3-5 L

1977 (15-25, 5-11)

Head Coach: Palmer Muench (25-47)

Conference: Southern (7th)

2-25 at Georgia	0-15 L
2-26 at Georgia	3-18 L
2-28 at West Georgia	0-15 L
3-01 at Mercer-Atlanta	14-6 W
3-02 at Mercer-Macon	0-15 L
3-02 at Mercer-Macon	3-10 L
3-03 at Armstrong State	5-9 L
3-05 at Augusta	4-1 W
3-05 at Augusta	4-3 W
3-10 Hampden-Sydney	4-9 L
3-12 William & Mary*	5-9 L
3-12 William & Mary*	0-5 L
3-14 at Lenoir-Rhyne	7-6 W
3-15 St. Andrews	22-0 W
3-19 Furman*	4-1 W
3-19 Furman*	2-0 W
3-21 Maryland	0-5 L
3-26 Western Carolina*	5-9 L
3-26 Western Carolina*	4-11 L
3-29 at Guilford	3-4 L
4-02 at Marshall*	1-3 L
4-02 at Marshall*	0-5 L
4-05 Delaware	0-7 L
4-06 California State (Pa.)	9-4 W
4-07 Wake Forest	5-15 L
4-09 East Carolina*	0-1 L
4-09 East Carolina*	2-8 L
4-11 at Pfeiffer	0-15 L
4-12 Lenoir-Rhyne	6-0 W
4-13 at Wake Forest	4-5 L
4-16 at VMI*	12-1 W
4-16 at VMI*	(13) 11-10 W
4-20 at Appalachian State*	7-8 L
4-20 at Appalachian State*	4-3 W
4-21 Pfeiffer	7-11 L
4-23 at The Citadel*	0-2 L
4-23 at The Citadel*	1-6 L

4-25 at Catawba	11-2 W
4-25 at Catawba	7-4 W
4-26 at St. Andrews	21-4 W

1978 (15-26, 4-8)

Head Coach: Palmer Muench (40-71)

Conference: Southern (7th)

3-07 at Ga. Southern	1-2 L
3-11 at Augusta	1-3 L
3-11 at Augusta	7-15 L
3-13 Duke	5-4 W
3-13 Duke	6-9 L
3-15 Pfeiffer	3-1 W
3-18 VMI*	6-3 W
3-18 VMI*	12-4 W
3-20 West Virginia State	7-13 L
3-21 Muskingum	17-2 W
3-23 Glenville State	11-0 W
3-24 Slippery Rock	9-10 L
3-29 at Guilford	5-3 W
3-30 Wake Forest	(11) 4-5 L
4-01 at UT-Chattanooga*	8-0 W
4-01 at UT-Chattanooga*	0-5 L
4-04 at Elon	8-3 W
4-04 at Elon	3-5 L
4-05 Warren Wilson	10-1 W
4-06 at Wake Forest	1-3 L
4-07 at Lynchburg	0-1 L
4-08 at James Madison	0-21 L
4-08 at James Madison	7-10 L
4-10 Appalachian State*	5-9 L
4-10 Appalachian State*	8-10 L
4-11 Catawba	19-4 W
4-12 at Duke	0-6 L
4-12 at Duke	6-16 L
4-15 at Furman*	5-10 L
4-15 at Furman*	5-6 L
4-17 Lenoir-Rhyne	4-3 W
4-17 Lenoir-Rhyne	2-7 L
4-19 at Pfeiffer	3-8 L
4-22 The Citadel*	4-2 W
4-22 The Citadel*	4-5 L
4-24 James Madison	2-7 L
4-24 James Madison	6-5 W
4-27 Mercer-Macon	2-1 W
4-27 Mercer-Macon	2-5 L
4-29 at Western Carolina*	1-7 L
4-29 at Western Carolina*	0-6 L

1979 (13-23, 5-11)

Head Coach: Palmer Muench (53-94)

Conference: Southern (8th)

3-03 N.C. State	7-12 L
3-10 UT-Chattanooga*	3-12 L
3-10 UT-Chattanooga*	12-16 L
3-13 Guilford	5-0 W
3-14 at Lenoir-Rhyne	15-12 W
3-17 Wingate	2-8 L
3-17 Wingate	6-1 W
3-19 West Virginia State	2-7 L
3-20 West Virginia State	4-7 L
3-27 East Tenn. State*	2-4 L
3-27 East Tenn. State*	4-11 L
3-29 at UNC Charlotte	5-7 L
3-31 at Appalachian State*	3-2 W
3-31 at Appalachian State*	3-10 L
4-02 at Duke	6-2 W
4-02 at Duke	4-9 L
4-07 at James Madison	2-16 L
4-07 at James Madison	3-5 L
4-11 Muskingum	13-2 W
4-13 at N.C. State	2-16 L
4-14 Furman*	1-2 L
4-14 Furman*	1-3 L
4-15 Western Carolina*	0-4 L
4-15 Western Carolina*	7-2 W
4-19 at Wingate	12-8 W
4-20 at The Citadel*	1-0 W
4-20 at The Citadel*	1-3 L
4-23 at UNC Charlotte	7-6 W
4-25 Wake Forest	10-9 W
4-26 at North Carolina	0-10 L
4-28 at VMI*	3-2 W
4-28 at VMI*	2-1 W
4-30 at Marshall*	1-6 L
4-30 at Marshall*	5-6 L
5-02 Elon	(10) 6-11 L
5-02 Elon	6-11 L

1980 (15-24, 7-8)

Head Coach: Palmer Muench (68-118)

Conference: Southern (6th)

2-29 Virginia Tech	4-1 W
3-03 vs. Vanderbilt1	3-2 W
3-03 at Rollins	1-15 L
3-05 vs. Vanderbilt1	0-3 L
3-05 vs. Vanderbilt1	3-7 L

3-06 at Rollins	0-11 L
3-07 at Central Florida	8-5 W
3-11 Wofford	13-6 W
3-14 Va. Commonwealth	7-9 L
3-15 at UT-Chattanooga*	6-2 W
3-15 at UT-Chattanooga*	8-3 W
3-19 West Virginia State	7-9 L
3-22 Appalachian State*	9-3 W
3-22 Appalachian State*	2-0 W
3-27 at Wake Forest	4-5 L
3-29 at Western Carolina*	5-8 L
3-29 at Western Carolina*	2-10 L
4-01 VMI*	6-3 W
4-01 VMI*	6-1 W
4-03 Norwich	7-8 L
4-04 Juniata	6-4 W
4-05 Juniata	4-1 W
4-07 at N.C. State	4-8 L
4-09 Pfeiffer	4-9 L
4-10 at UNC Charlotte	2-5 L
4-12 The Citadel*	2-5 L
4-15 Wake Forest	4-7 L
4-17 at Wofford	5-0 W
4-19 at East Tenn. State*	1-6 L
4-19 at East Tenn. State*	0-4 L
4-21 Wingate	7-12 L
4-22 UNC Charlotte	7-3 W
4-23 at Pfeiffer	4-12 L
4-25 at Winthrop	9-13 L
4-26 Marshall*	4-5 L
4-26 Marshall*	1-8 L
4-28 at Wingate	4-7 L
5-03 at Furman*	11-8 W
5-03 at Furman*	0-8 L

1981 (18-26, 7-9)

Head Coach: Charlie Slagle (18-26)

Conference: Southern (6th)

3-01 at Armstrong State	1-3 L
3-02 at Central Florida	7-9 L
3-03 at Rollins	0-12 L
3-04 at	



ALL-TIME GAME-BY-GAME

3-18	F.-Dickinson (Mad.)	7-8 L
3-19	Fairmont State	7-5 W
3-19	Fairmont State	6-0 W
3-20	Marshall*	4-16 L
3-20	Marshall*	0-10 L
3-23	Gardner-Webb	3-4 L
3-23	Gardner-Webb	(8) 4-3 W
3-27	at Wake Forest	5-14 L
3-30	Pfeiffer	8-2 W
3-31	vs. UNC Charlotte ¹	7-9 L
4-02	North Carolina	4-13 L
4-03	at Furman*	1-10 L
4-03	at Furman*	8-9 L
4-05	The Citadel*	3-6 L
4-05	The Citadel*	8-27 L
4-07	Catawba	(11) 4-5 L
4-10	Appalachian State*	2-3 L
4-10	Appalachian State*	4-2 W
4-12	Wingate	3-15 L
4-13	at Catawba	9-16 L
4-14	Warren Wilson	13-11 W
4-15	at North Carolina	0-1 L
4-21	at Gardner-Webb	2-5 L
4-21	at Gardner-Webb	(8) 7-5 W
4-22	at Winthrop	5-15 L
4-24	at East Tenn. State*	3-5 L
4-24	at East Tenn. State*	1-7 L
4-28	UNC Charlotte	4-2 W
5-01	at Western Carolina*	1-5 L
5-01	at Western Carolina*	12-17 L

1983 (11-24, 3-11)

Head Coach: George Greer (24-50)

Conference: Southern (7th)

2-26	at Armstrong State	2-4 L
2-27	at Armstrong State	8-10 L
3-02	at Georgia Tech	3-10 L
3-05	California State (Pa.)	8-3 W
3-12	West Virginia State	12-8 W
3-12	West Virginia State	5-11 L
3-14	West Virginia State	6-22 L
3-16	Connecticut	2-14 L
3-22	Catawba	3-4 L
3-26	Gardner-Webb	12-6 W
3-26	Gardner-Webb	4-5 L
3-28	at North Carolina	1-6 L
3-29	at Catawba	16-6 W
4-04	East Tenn. State*	1-14 L
4-04	East Tenn. State*	3-11 L
4-06	at South Carolina	6-9 L
4-11	at The Citadel*	2-5 L
4-11	at The Citadel*	1-13 L
4-13	at Warren Wilson	3-5 L
4-13	at Warren Wilson	12-9 W
4-17	at VMI*	7-4 W
4-17	at VMI*	0-4 L
4-18	at Marshall*	4-1 W
4-18	at Marshall*	1-3 L
4-21	Pfeiffer	8-16 L
4-25	at Pfeiffer	8-7 W
4-27	at UNC Charlotte	12-13 L
4-28	at Appalachian State*	3-9 L
4-28	at Appalachian State*	7-8 L
4-30	Western Carolina*	4-10 L
4-30	Western Carolina*	10-16 L
5-04	at Gardner-Webb	(9) 3-2 W
5-04	at Gardner-Webb	18-0 W
5-07	Furman*	10-6 W
5-07	Furman*	2-3 L

1984 (12-16-1, 5-12)

Head Coach: George Greer (36-66-1)

Conference: Southern (3rd)

3-02	Catawba	1-14 L
3-02	Catawba	8-1 W
3-04	John Carroll	3-5 L
3-07	at Wake Forest	7-6 W
3-08	Warren Wilson	13-11 W
3-10	Connecticut	5-11 L
3-12	Connecticut	4-3 W
3-14	Bridgewater	(10) 7-7 T
3-16	Fairmont State	27-7 W
3-17	at The Citadel*	0-3 L
3-17	at The Citadel*	3-4 L
3-18	at The Citadel*	7-8 L
3-21	at UNC Charlotte	3-6 L
3-24	Furman*	9-8 W
3-24	Furman*	5-3 W
3-25	Furman*	7-0 W
3-31	Western Carolina*	2-16 L
3-31	Western Carolina*	4-7 L
4-01	Western Carolina*	7-19 L
4-07	The Citadel*	6-14 L
4-07	The Citadel*	0-9 L
4-08	The Citadel*	10-8 W
4-13	at Furman*	2-3 L

4-14	at Furman*	(8) 7-8 L
4-14	at Furman*	1-7 L
4-21	at Western Carolina*	2-3 L
4-21	at Western Carolina*	5-3 W
5-02	Gardner-Webb	7-3 W
5-02	Gardner-Webb	6-1 W

1985 (24-19, 11-5)

Regular Season Champions

Head Coach: George Greer (60-85-1)

Conference: Southern (1st)

2-22	Lenoir-Rhyne	15-5 W
3-01	at Lenoir-Rhyne	1-2 L
3-02	Wingate	11-8 W
3-05	vs. Bridgewater ⁴	12-3 W
3-05	at Armstrong State	3-13 L
3-06	at Armstrong State	2-3 L
3-07	at Armstrong State	6-10 L
3-10	Appalachian State	9-7 W
3-11	Connecticut	10-11 L
3-12	Connecticut	12-15 L
3-13	Rhode Island	13-6 W
3-16	The Citadel*	1-4 L
3-16	The Citadel*	9-11 L
3-17	The Citadel*	16-1 W
3-19	at Wingate	25-7 W
3-22	at Furman*	12-13 L
3-22	at Furman*	10-3 W
3-26	UNC Charlotte	11-10 W
3-28	North Carolina	13-16 L
3-30	at Western Carolina*	10-11 L
3-30	at Western Carolina*	6-4 W
4-02	Warren Wilson	17-6 W
4-03	at UNC Charlotte	10-8 W
4-05	at The Citadel*	5-6 L
4-05	at The Citadel*	12-4 W
4-06	at The Citadel*	9-8 W
4-08	Wake Forest	10-12 L
4-12	Clemson	0-17 L
4-13	Furman*	9-1 W
4-13	Furman*	5-2 W
4-14	Furman*	10-3 W
4-20	Western Carolina*	3-2 W
4-20	Western Carolina*	10-9 W
4-21	Western Carolina*	4-1 W
4-23	at Pfeiffer	4-11 L
4-26	vs. Marshall ²	1-9 L
4-27	at Appalachian State ²	8-5 W
4-27	vs. Western Carolina ²	2-13 L
4-30	Gardner-Webb	19-0 W
4-30	Gardner-Webb	5-1 W
5-06	UNC Charlotte	3-7 L
5-07	at UNC Charlotte	4-7 L
5-11	Warren Wilson	18-1 W

1986 (21-20-1, 10-8)

Head Coach: George Greer (81-105-2)

Conference: Southern (2nd)

2-21	at Lenoir-Rhyne	9-4 W
2-28	at Catawba	10-4 W
3-02	at Jacksonville	13-12 W
3-03	at Jacksonville	8-10 L
3-09	Connecticut	10-4 W
3-10	Connecticut	17-7 W
3-12	at Appalachian State	10-10 T
3-15	at The Citadel*	11-3 W
3-15	at The Citadel*	0-1 L
3-16	at The Citadel*	8-15 L
3-17	Husson College	18-2 W
3-22	Furman*	15-0 W
3-22	Furman*	0-3 L
3-23	Furman*	13-6 W
3-24	Youngstown State	11-4 W
3-26	at Pfeiffer	1-5 L
3-27	Gardner-Webb	11-7 W
3-28	Western Carolina*	16-2 W
3-28	Western Carolina*	7-3 W
3-29	Western Carolina*	13-5 W
3-31	at Wake Forest	20-8 W
4-02	at North Carolina	5-12 L
4-05	The Citadel*	7-4 W
4-05	The Citadel*	3-2 W
4-06	The Citadel*	12-24 L
4-09	Catawba	11-3 W
4-11	at Furman*	10-7 W
4-11	at Furman*	7-17 L
4-12	at Furman*	3-10 L
4-14	N.C. State	12-11 W
4-18	at Clemson	7-14 L
4-20	at Western Carolina*	10-0 W
4-20	at Western Carolina*	7-8 L
4-21	at Western Carolina*	5-8 L
4-23	Pfeiffer	5-8 L
4-25	vs. Appalachian State ¹	4-5 L
4-26	vs. East Tenn. State ¹	5-7 L

4-29	at Georgia	3-7 L
5-01	at UNC Charlotte	2-10 L
5-02	vs. UNC Charlotte ²	8-11 L
5-09	UNC Charlotte	2-6 L
5-09	UNC Charlotte	4-8 L

1987 (25-17, 10-7)

Head Coach: George Greer (106-122-2)

Conference: Southern (2nd)

3-02	Guilford	8-1 W
3-03	at Gardner-Webb	7-2 W
3-04	St. Joseph's (Ind.)	2-5 L
3-04	St. Joseph's (Ind.)	10-0 W
3-05	Wingate	10-4 W
3-07	Duke	13-8 W
3-12	Wofford	11-2 W
3-14	The Citadel*	5-4 W
3-14	The Citadel*	7-6 W
3-15	The Citadel*	6-2 W
3-17	Bradley	5-11 L
3-18	Connecticut	9-5 W
3-20	at Furman*	12-3 W
3-20	at Furman*	1-2 L
3-21	at Furman*	8-11 L
3-22	Youngstown State	7-1 W
3-25	at N.C. State	3-5 L
3-26	Wake Forest	11-10 W
3-28	at Western Carolina*	14-1 W
3-28	at Western Carolina*	2-5 L
3-29	at Western Carolina*	4-10 L
4-01	UNC Charlotte	10-7 W
4-02	North Carolina	16-14 W
4-04	at The Citadel*	5-0 W
4-04	at The Citadel*	10-11 L
4-05	at The Citadel*	8-1 W
4-09	Winthrop	11-3 W
4-11	Furman*	13-3 W
4-11	Furman*	9-7 W
4-12	Furman*	12-8 W
4-17	Western Carolina*	10-14 L
4-17	Western Carolina*	2-8 L
4-22	Pfeiffer	10-5 W
4-24	vs. Appalachian State ¹	5-8 L
4-25	vs. VMI ¹	7-15 L
4-30	vs. UNC Charlotte ²	11-4 W
5-01	UNC Charlotte	8-10 L
5-02	at UNC Charlotte	1-2 L
5-06	at Georgia	3-11 L
5-08	vs. N.C. State ²	5-4 W
5-09	Southern Mississippi	6-9 L
5-10	Memphis State	5-11 L

1988 (28-26, 7-11)

Head Coach: Jim Stoeckel (28-26)

Conference: Southern (3rd)

2-20	at USC-Spartanburg	3-9 L
2-20	at USC-Spartanburg	4-7 L
2-27	Gardner-Webb	13-2 W
2-27	Gardner-Webb	8-1 W
2-28	Gardner-Webb	8-4 W
2-29	Winthrop	10-12 L
3-01	at Duke	8-19 L
3-03	at N.C. State	1-9 L
3-03	at N.C. State	7-5 W
3-04	Richmond	11-12 L
3-05	Richmond	9-6 W
3-07	Wingate	6-2 W
3-08	Lenoir-Rhyne	14-3 W
3-12	Wagner	10-4 W
3-12	Wagner	11-3 W
3-13	Wagner	9-2 W
3-15	Corland State	9-5 W
3-16	at Wake Forest	2-17 L
3-17	Pfeiffer	12-5 W
3-19	at The Citadel*	3-4 L
3-19	at The Citadel*	3-4 L
3-20	at The Citadel*	7-5 W
3-22	Wake Forest	10-7 W
3-23	Ohio	7-5 W
3-24	Ohio	10-8 W
3-26	Furman*	8-5 W
3-26	Furman*	2-9 L
3-27	Furman*	6-2 W
3-29	UNC Charlotte	8-17 L
3-30	USC-Spartanburg	5-1 W
4-01	Western Carolina*	11-7 W
4-01	Western Carolina*	3-7 L
4-02	Western Carolina*	8-12 L
4-04	at Wingate	8-11 L
4-05	at Winthrop	10-11 L
4-09	The Citadel*	6-5 W
4-09	The Citadel*	2-3 L
4-10	The Citadel*	11-12 L

4-15	at Furman*	10-5 W
4-15	at Furman*	6-0 W
4-16	at Furman*	8-15 L
4-18	at UNC Charlotte	4-13 L
4-20	at Lenoir-Rhyne	20-1 W
4-23	at Western Carolina*	2-9 L
4-23	at Western Carolina*	3-8 L
4-24	at Western Carolina*	11-15 L
4-27	at Pfeiffer	9-4 W
5-03	at North Carolina	5-17 L
5-04	at Georgia	5-6 L
5-06	at UNC Charlotte ¹	5-15 L
5-07	vs. Fla. International ¹	3-12 L
5-07	vs. UNC Wilmington ¹	8-4 W
5-08	vs. Fla. International ¹	6-3 W
5-08	at UNC Charlotte ¹	5-2 W

1989 (12-27)

Head Coach: Jim Stoeckel (40-43)

3-07	Wingate	7-2 W
3-10	Wofford	4-2 W
3-11	Lafayette	(10) 4-5 L
3-11	Lafayette	3-6 L
3-12	Lafayette	2-1 W
3-14	at Winthrop	5-8 L
3-15	UNC Asheville	11-3 W
3-16	Wake Forest	2-4 L
3-18	at Georgia Tech	0-1 L
3-18	at Georgia Tech	0-17 L
3-20	vs. Rider ¹	3-9 L
3-21	vs. Evansville ¹	1-10 L
3-22	at Central Florida ¹	1-4 L
3-23	vs. Rider ¹	11-19 L
3-24	vs. Evansville ¹	4-21 L
3-25	at Central Florida ¹	11-13 L
3-28	Winthrop	12-10 W
3-29	at Lenoir-Rhyne	13-16 L
3-31	at North Carolina A&T	12-2 W
4-02	Duke	(11) 5-4 W
4-03	at Clemson	4-15 L
4-06	Pfeiffer	7-6 W
4-12	Lenoir-Rhyne	8-4 W
4-13	at Wake Forest	2-10 L
4-14	at Wingate	12-14 L
4-16	at Coastal Carolina	(10) 6-7 L
4-18	at Appalachian State	3-4 L
4-19	at Winthrop	8-9 L
4-22	UNC Charlotte	1-3 L
4-22	Liberty	4-5 L
4-22	Liberty	4-3 W
4-23	at UNC Wilmington	0-14 L
4-24	at Winthrop	8-7 W
4-26	at Georgia	2-4 L
4-28	North Carolina	2-10 L
4-29	at North Carolina	3-6 L
4-30	Georgia Tech	5-12 L
5-01	N.C. State	6-5 W
5-02	at N.C. State	1-16 L

1990 (27-23-1)

Head Coach: Jim Stoeckel (67-76-1)

2-11	vs. UNC Asheville ¹	3-1 W
2-11	vs. UNC Asheville ¹	1-0 W
2-17	Radford	5-1 W
2-17	Radford	10-1 W
2-18	Radford	1-9 L
2-20	at N.C. State	8-9 L
2-21	Winthrop	4-4 T
2-24	at The Citadel	3-4 L
2-24	at The Citadel	7-9 L
2-25	at The Citadel	4-15 L
2-28	at Winthrop	13-1 W
3-03	at UNC Charlotte	4-8 L
3-04	UNC Charlotte	3-2 W
3-04	UNC Charlotte	3-5 L
3-05	Western Carolina	4-6 L
3-06	Western Carolina	1-22 L
3-08	Catawba	5-1 W
3-10	vs. Yale ²	3-1 W
3-10	vs. Yale ²	6-1 W
3-12	vs. Southern Illinois ²	2-7 L
3-13		



ALL-TIME GAME-BY-GAME

3-15	Virginia	5-2	W
3-17	at North Carolina A&T	30-2	W
3-18	at Furman	4-3	W
3-21	Radford**	4-3	W
3-21	Radford**	15-3	W
3-22	Radford**	4-13	L
3-24	at N.C. State	1-5	L
3-25	Kent State	2-11	L
3-27	at Charleston Southern**	7-1	W
3-28	at Charleston Southern**	7-5	W
3-28	at Charleston Southern**	8-9	L
3-31	at Georgia Tech	3-4	L
4-01	Wake Forest	3-13	L
4-04	Coastal Carolina**	5-9	L
4-04	Coastal Carolina**	5-4	W
4-05	Coastal Carolina**	11-3	W
4-07	at Wake Forest	2-3	L
4-08	at Western Carolina	5-15	L
4-11	at Winthrop**	3-4	L
4-11	at Winthrop**	5-6	L
4-12	at Winthrop**	(10) 7-6	W
4-14	at Appalachian State	2-11	L
4-16	Wake Forest	2-17	L
4-17	UNC Greensboro	25-6	W
4-18	at UNC Asheville**	4-3	W
4-18	at UNC Asheville**	0-7	L
4-19	at UNC Asheville**	7-6	W
4-23	UNC Charlotte	8-6	W
4-24	at UNC Charlotte	11-13	L
4-25	vs. UNC Charlotte ¹	3-0	W
4-28	at Wake Forest	4-9	L
4-29	Duke	4-5	L
5-10	Liberty ²	3-2	W
5-10	Liberty ²	7-4	W
5-14	vs. Winthrop ²	1-11	L
5-15	vs. UNC Asheville ²	6-3	W
5-15	vs. Winthrop ²	4-8	L

Charlotte Knights Stadium, Fort Mill, S.C.
Big South Tournament, Davidson, N.C.
Big South Tournament, Conway, S.C.

1993 (20-28, 11-9)

Head Coach: Dick Cooke (71-82)

Conference: Southern (5th)

2-13	at Coker	8-4	W
2-14	at UNC Wilmington	4-5	L
2-18	North Carolina A&T	9-1	W
2-20	Wake Forest	2-6	L
2-23	North Carolina	3-8	L
2-24	at Wake Forest	10-11	L
2-28	VMI*	8-3	W
2-28	VMI*	4-0	W
3-01	UNC Wilmington	7-8	L
3-06	at Western Carolina*	7-9	L
3-07	at Western Carolina*	5-10	L
3-07	at Western Carolina*	5-10	L
3-09	Winthrop	9-6	W
3-10	Richmond	17-7	W
3-11	Richmond	8-10	L
3-16	at N.C. State	1-8	L
3-18	Maryland	5-6	L
3-19	at Duke	2-3	L
3-20	The Citadel*	10-5	W
3-20	The Citadel*	4-8	L
3-21	The Citadel*	6-9	L
3-25	at Wake Forest	4-9	L
3-30	at UNC Charlotte	7-8	L
3-31	Harvard	3-2	W
4-03	at East Tenn. State*	1-6	L
4-03	at East Tenn. State*	0-9	L
4-04	at East Tenn. State*	7-3	W
4-06	at Georgia Tech	4-6	L
4-10	at Furman*	11-7	W
4-10	at Furman*	7-5	W
4-11	at Furman*	13-4	W
4-12	at Winthrop	3-4	L
4-13	Wake Forest	5-14	L
4-16	Duke	8-13	L
4-17	Ga. Southern*	(10) 34	L
4-17	Ga. Southern*	9-14	L
4-18	Ga. Southern*	8-2	W
4-20	UNC Charlotte	7-11	L
4-21	at UNC Asheville	24-4	W
4-23	UNC Greensboro	8-7	W
4-24	Marshall*	9-0	W
4-24	Marshall*	6-5	W
4-25	Marshall*	17-6	W
4-26	at North Carolina	4-10	L
4-29	vs. East Tenn. State ¹	12-5	W
4-30	vs. VMI*	5-15	L
5-01	vs. Marshall ¹	10-1	W
5-01	vs. Ga. Southern ¹	5-12	L

SoCon Tournament, Charleston, S.C.

1994 (20-31, 10-14)

Head Coach: Dick Cooke (91-113)

Conference: Southern (6th)

2-15	at Duke	10-7	W
2-16	UNC Charlotte	(10) 4-5	L
2-21	at UNC Wilmington	4-11	L
2-21	at UNC Wilmington	3-4	L
2-25	at UNC Greensboro	3-4	L
2-26	at VMI*	0-4	L
2-26	at VMI*	9-6	W
2-27	at VMI*	6-7	L
3-05	Western Carolina*	8-7	W
3-05	Western Carolina*	4-7	L
3-06	Western Carolina*	7-9	L
3-08	North Carolina	5-19	L
3-10	UNC Wilmington	4-6	L
3-12	Appalachian State*	7-2	W
3-12	Appalachian State*	(9) 2-1	W
3-13	Appalachian State*	7-9	L
3-15	N.C. State	5-9	L
3-17	Yale	4-3	W
3-18	New Hampshire	13-5	W
3-19	at The Citadel*	4-15	L
3-19	at The Citadel*	2-6	L
3-20	at The Citadel*	4-2	W
3-21	Morehead State	(15) 3-4	L
3-22	at North Carolina	4-20	L
3-23	at North Carolina	5-9	L
3-24	vs. Appalachian State ¹	8-7	W
3-26	Wake Forest	4-7	L
3-31	at Wake Forest	1-3	L
4-02	East Tenn. State*	11-15	L
4-02	East Tenn. State*	12-14	L
4-03	East Tenn. State*	13-10	W
4-05	at N.C. State	6-7	L
4-09	Furman*	4-3	W
4-09	Furman*	11-3	W
4-10	Furman*	10-4	W
4-12	UNC Greensboro	3-13	L
4-13	at #1 Georgia Tech	6-4	W
4-16	at Ga. Southern*	(11) 7-8	L
4-16	at Ga. Southern*	(9) 2-3	L
4-17	at Ga. Southern*	3-7	L
4-20	Wake Forest	7-9	L
4-22	at Marshall*	3-7	L
4-23	at Marshall*	3-2	W
4-24	at Marshall*	3-8	L
4-25	at Winthrop	6-1	W
4-28	vs. #25 W. Carolina ²	2-1	W
4-29	at The Citadel ²	4-10	L
4-30	vs. Ga. Southern ²	5-2	W
4-30	vs. #25 W. Carolina ²	1-13	L
5-05	Campbell	12-0	W
5-08	at UNC Charlotte	8-6	W

H.P. Frans Stadium, Hickory, N.C.
SoCon Tournament, Charleston, S.C.

1995 (19-32, 12-12)

Head Coach: Dick Cooke (110-145)

Conference: Southern (4th)

2-21	at UNC Greensboro	4-9	L
2-22	at Wake Forest	1-19	L
2-25	at Western Carolina*	0-7	L
2-25	at Western Carolina*	2-5	L
2-26	at Western Carolina*	4-16	L
3-01	at UNC Charlotte	7-2	W
3-03	at Wake Forest	2-8	L
3-04	Appalachian State*	15-2	W
3-04	Appalachian State*	6-1	W
3-05	Appalachian State*	8-4	W
3-07	at Campbell	1-2	L
3-09	James Madison	0-2	L
3-11	The Citadel*	2-6	L
3-11	The Citadel*	4-1	W
3-12	The Citadel*	7-10	L
3-15	Liberty	6-18	L
3-16	Illinois State	6-7	L
3-17	Illinois State	(10) 4-3	W
3-19	Ohio	(10) 5-4	W
3-21	N.C. State	7-9	L
3-22	Wake Forest	9-8	W
3-25	at East Tenn. State*	2-5	L
3-25	at East Tenn. State*	(8) 6-4	W
3-26	at East Tenn. State*	9-5	W
3-28	Wake Forest	0-7	L
3-30	at UNC Asheville	17-13	W
4-01	at Furman*	2-6	L
4-01	at Furman*	2-0	W
4-02	at Furman*	1-3	L
4-04	at Georgia Tech	6-7	L
4-08	Ga. Southern*	3-2	W
4-08	Ga. Southern*	5-1	W
4-09	Ga. Southern*	6-14	L
4-11	at Winthrop	5-1	L
4-12	at Duke	(10) 6-4	W
4-13	Campbell	5-12	L
4-15	Marshall*	(10) 10-9	W

4-15	Marshall*	4-2	W
4-16	Marshall*	7-10	L
4-18	vs. Appalachian State ¹	3-9	L
4-21	Duke	(11) 8-13	L
4-22	VMI*	12-10	W
4-22	VMI*	(8) 1-4	L
4-23	VMI*	1-2	L
4-25	UNC Greensboro	2-8	L
4-27	vs. East Tenn. State ²	2-6	L
4-28	vs. Marshall ²	5-8	L
5-03	UNC Asheville	9-0	W
5-06	at Richmond	5-14	L
5-07	at Richmond	4-9	L
5-09	UNC Charlotte	1-8	L

1996 (16-33, 6-18)

Head Coach: Dick Cooke (126-178)

Conference: Southern (8th)

2-14	UNC Asheville	13-6	W
2-16	Va. Commonwealth	2-5	L
2-18	Va. Commonwealth	2-12	L
2-21	at UNC Greensboro (12)	4-5	L
2-24	Appalachian State*	7-16	L
2-24	Appalachian State*	3-9	L
2-25	Appalachian State*	0-6	L
2-27	Wake Forest	7-6	W
2-28	Duke	7-14	L
3-02	at The Citadel*	9-6	W
3-02	at The Citadel*	1-8	L
3-03	at The Citadel*	12-10	W
3-05	UNC Charlotte	9-3	W
3-09	Miami (Ohio)	10-8	W
3-09	Miami (Ohio)	6-5	W
3-11	Richmond	7-6	W
3-13	Northern Illinois	8-15	L
3-14	Richmond	4-10	L
3-16	East Tenn. State*	5-6	L
3-16	East Tenn. State*	6-9	L
3-17	East Tenn. State*	3-7	L
3-19	Yale	13-15	L
3-20	Wake Forest	2-13	L
3-23	Furman*	4-7	L
3-23	Furman*	14-1	W
3-24	Furman*	8-7	W
3-27	at Wake Forest	5-6	L
3-30	at Ga. Southern*	3-13	L
3-30	at Ga. Southern*	3-4	L
3-31	at Ga. Southern*	2-7	L
4-03	at Duke	10-7	W
4-05	at Marshall*	4-5	L
4-05	at Marshall*	(8) 3-4	L
4-06	at Marshall*	7-8	L
4-09	at N.C. State	3-4	L
4-11	vs. Appalachian State ¹	12-14	L
4-13	at VMI*	11-3	W
4-14	at VMI*	4-8	L
4-14	at VMI*	9-3	W
4-16	Campbell	13-4	W
4-17	at UNC Charlotte	1-9	L
4-20	Western Carolina*	6-9	L
4-20	Western Carolina*	(8) 5-7	L
4-21	Western Carolina*	6-11	L
4-23	Winthrop	5-18	L
4-25	vs. Ga. Southern ²	2-8	L
4-26	vs. Appalachian State ²	2-5	L
5-01	at UNC Asheville	10-6	W
5-03	Wofford	10-3	W

1997 (18-34, 8-15)

Head Coach: Dick Cooke (144-212)

Conference: Southern (6th)

2-12	at South Carolina	1-22	L
2-15	Va. Commonwealth	4-3	W
2-15	Va. Commonwealth	2-16	L
2-16	Va. Commonwealth	17-6	W
2-18	at UNC Greensboro	4-16	L
2-22	The Citadel*	9-8	W
2-22	The Citadel*	0-8	L
2-23	The Citadel*	3-15	L
3-01	Providence	3-7	L
3-01	Providence	5-8	L
3-02	Providence	3-13	L
3-03	Holy Cross	15-13	W
3-03	Holy Cross	6-4	W
3-04	Holy Cross	10-0	W
3-05	at Auburn	3-14	L
3-08	at East Tenn. State*	6-19	L
3-08	at East Tenn. State*	7-12	L
3-09	at East Tenn. State*	6-14	L
3-11	Yale	25-1	W
3-12	Yale	2-6	L
3-13	Yale	5-6	L
3-15	at Furman*	2-1	W
3-15	at Furman*	4-14	L

3-16	at Furman*	4-7	L
3-18	UNC Charlotte	12-9	W
3-20	at Wake Forest	3-22	L
3-22	Ga. Southern*	5-18	L
3-22	Ga. Southern*	4-3	W
3-23	Ga. Southern*	4-5	L
3-26	at Campbell	(11) 2-3	L
3-29	Marshall*	9-8	W
3-29	Marshall*	8-5	W
3-30	Marshall*	5-4	W
4-01	at UNC Charlotte	(11) 9-10	L
4-03	Wofford	16-6	W
4-05	VMI*	5-4	W
4-05	VMI*	4-8	L
4-08	#30 UNC Greensboro	8-6	W
4-09	at UNC Asheville	7-1	W
4-12	at Western Carolina*	1-11	L
4-12	at Western Carolina*	4-9	L
4-13	at Western Carolina*	11-9	W
4-15	at N.C. State	4-22	L
4-16	at Duke	9-12	L
4-19	at Appalachian State*	3-6	L
4-19	at Appalachian State*	5-6	L
4-20	at Appalachian State*	17-21	L
4-22	Duke	2-6	L
4-24	at The Citadel ¹	8-18	L
4-25	vs. Appalachian State ¹	5-7	L
4-30	at Wofford	2-3	L
5-02	Clemson	4-11	L

SoCon Tournament, Charleston, S.C.

1998 (13-38, 8-16)

Head Coach: Dick Cooke (157-250)

Conference: Southern (7th)

2-08	Duke	3-8	L
2-11	at South Carolina	4-13	L
2-13	Cincinnati	2-9	L
2-14	Cincinnati	12-7	W
2-15	Cincinnati	8-0	W
2-18	UNC Charlotte	5-11	L
2-21	Providence	1-4	L
2-21	Providence	7-6	W
2-22	Providence	(8) 3-13	L
2-25	Winthrop	4-10	L



ALL-TIME GAME-BY-GAME

5-10 at Winthrop 7-8 L
 5-17 at The Citadel¹ 2-6 L
 5-18 vs. UNC Greensboro² 2-3 L
SoCon Tournament, Charleston, S.C.

2001 (19-32, 10-20)

Head Coach: Dick Cooke (213-347-1)
Conference: Southern (10th)
 2-15 High Point 4-0 W
 2-17 Mount St. Mary's 16-2 W
 2-18 Mount St. Mary's 11-7 W
 2-18 Mount St. Mary's 15-3 W
 2-21 at N. Carolina A&T 13-6 W
 2-25 Furman¹ 13-6 W
 2-26 Furman¹ 3-9 L
 2-26 Furman¹ 1-5 L
 2-27 at #29 North Carolina 2-3 L
 3-02 at UNC Greensboro² 5-8 L
 3-04 at UNC Greensboro² 0-8 L
 3-04 at UNC Greensboro² 6-4 W
 3-07 at #7 Auburn 3-16 L
 3-08 William & Mary 7-11 L
 3-10 Appalachian State¹ 2-8 L
 3-10 Appalachian State¹ 7-10 L
 3-11 Appalachian State¹ 4-9 L
 3-13 at #2 South Carolina 1-19 L
 3-15 Fairfield 1-3 L
 3-17 at Ga. Southern¹ 5-10 L
 3-17 at Ga. Southern¹ 3-14 L
 3-18 at Ga. Southern¹ (10) 8-6 W
 3-22 UNC Asheville 5-4 W
 3-24 Coll. of Charleston¹ 3-5 L
 3-24 Coll. of Charleston¹ 5-4 W
 3-25 Coll. of Charleston¹ 13-7 W
 3-27 at High Point 9-11 L
 3-31 #18 The Citadel¹ 1-9 L
 3-31 #18 The Citadel¹ 4-3 W
 4-01 #18 The Citadel¹ 15-13 W
 4-04 at Duke 3-6 L
 4-07 at East Tenn. State¹ 8-9 L
 4-07 at East Tenn. State¹ 2-3 L
 4-08 at East Tenn. State¹ 6-10 L
 4-10 at UNC Asheville 11-4 W
 4-17 at Winthrop 0-7 L
 4-18 North Carolina A&T 11-4 W
 4-21 at VMI¹ 8-7 W
 4-22 at VMI¹ 17-4 W
 4-22 at VMI¹ 2-8 L
 4-24 at N.C. State 2-10 L
 4-28 Wofford¹ 6-3 W
 4-28 Wofford¹ 2-8 L
 4-29 Wofford¹ 2-4 L
 5-01 Wake Forest 7-16 L
 5-02 Wake Forest 2-10 L
 5-05 Western Carolina¹ 7-8 L
 5-05 Western Carolina¹ 7-13 L
 5-06 Western Carolina¹ 0-7 L
 5-07 Duke 13-6 W
 5-09 High Point 0-1 L

2002 (21-29, 1-16)

Head Coach: Dick Cooke (234-376-1)
Conference: Southern (8th)
 2-12 #15 Wake Forest 2-7 L
 2-15 Delaware State 7-8 L
 2-16 Boston College (10) 10-16 L
 2-17 Delaware State 4-3 W
 2-17 Boston College 13-17 L
 2-18 Georgetown 13-9 W
 2-20 at High Point 5-10 L
 2-23 Niagara 6-5 W
 2-23 Niagara 4-0 W
 2-24 Albany 8-5 W
 3-03 Columbia 8-14 L
 3-03 Columbia 7-4 W
 3-05 at North Carolina A&T 7-6 W
 3-08 at The Citadel¹ 3-4 L
 3-09 at The Citadel¹ 6-8 L
 3-10 at The Citadel¹ 3-5 L
 3-13 at #4 South Carolina 0-15 L
 3-16 Georgia Southern¹ 5-17 L
 3-16 Georgia Southern¹ 2-5 L
 3-17 Georgia Southern¹ 4-6 L
 3-19 at N.C. State 2-8 L
 3-20 North Carolina A&T 10-8 W
 3-23 UNC Greensboro² 7-8 L
 3-23 UNC Greensboro² 16-6 W
 3-24 UNC Greensboro² (10) 8-7 W
 3-27 High Point 1-11 L
 3-29 at Wofford¹ 4-2 W
 3-30 at Wofford¹ 14-3 W
 3-30 at Wofford¹ 0-5 L
 4-01 at Appalachian State¹ 11-9 W
 4-02 at Appalachian State¹ 3-8 L
 4-02 at Appalachian State¹ 4-6 L
 4-04 UNC Asheville 12-15 L
 4-10 at #13 North Carolina 2-9 L

4-12 at Furman¹ 3-0 W
 4-13 at Furman¹ 4-3 W
 4-14 at Furman¹ (11) 11-12 L
 4-17 at Duke 2-12 L
 4-20 Western Carolina¹ 5-4 W
 4-20 Western Carolina¹ 0-4 L
 4-21 Western Carolina¹ 1-4 L
 4-27 VMI¹ 12-2 W
 4-27 VMI¹ 10-1 W
 4-28 VMI¹ 7-6 W
 5-01 at #3 Wake Forest 3-15 L
 5-05 East Tennessee State¹ 3-8 L
 5-05 East Tennessee State¹ 3-1 W
 5-16 at Coll. of Charleston¹ 10-4 W
 5-17 at Coll. of Charleston¹ 8-17 L
 5-17 at Coll. of Charleston¹ 0-3 L

2003 (18-27, 12-17)

Head Coach: Dick Cooke (252-403-1)
Conference: Southern (8th)
 2-23 Mount St. Mary's 1-0 W
 2-23 Mount St. Mary's 5-3 W
 2-25 Oakland 9-3 W
 3-01 at Ga. Southern¹ 1-14 L
 3-02 at Ga. Southern¹ 2-8 L
 3-05 at #22 North Carolina 1-13 L
 3-07 at VMI¹ 1-6 L
 3-08 at VMI¹ 2-7 L
 3-09 at VMI¹ 7-9 L
 3-11 Buffalo 7-1 W
 3-12 Buffalo (10) 5-6 L
 3-14 Western Carolina¹ 0-11 L
 3-15 Western Carolina¹ 4-5 L
 3-16 Western Carolina¹ 0-9 L
 3-19 Yale 5-3 W
 3-22 at Wofford¹ (10) 5-6 L
 3-22 at Wofford¹ 6-7 L
 3-23 at Wofford¹ 6-5 W
 3-26 at Duke 5-10 L
 3-29 Appalachian State¹ 5-4 W
 3-29 Appalachian State¹ 7-6 W
 3-30 Appalachian State¹ 5-2 W
 4-01 UNC Asheville 2-7 L
 4-02 #14 Wake Forest 6-17 L
 4-04 at Coll. of Charleston¹ 2-8 L
 4-05 at Coll. of Charleston¹ 5-4 W
 4-06 at Coll. of Charleston¹ 3-9 L
 4-11 The Citadel¹ 6-4 W
 4-12 The Citadel¹ 3-1 W
 4-13 The Citadel¹ 8-5 W
 4-16 Duke 3-8 L
 4-17 at #22 Wake Forest 3-10 L
 4-22 Charlotte (10) 3-2 W
 4-23 at South Carolina 4-13 L
 4-25 at East Tenn. State¹ 5-7 L
 4-26 at East Tenn. State¹ 12-6 W
 4-27 at East Tenn. State¹ 3-16 L
 5-02 Furman¹ 3-4 L
 5-03 Furman¹ 0-6 L
 5-04 Furman¹ (12) 6-5 W
 5-16 UNC Greensboro² 5-0 W
 5-16 UNC Greensboro² 2-10 L
 5-17 UNC Greensboro² (13) 7-6 W
 5-21 vs. Western Carolina¹ 0-14 L
 5-22 vs. UNC Greensboro² 3-7 L
SoCon Tournament, Charleston, S.C.

2004 (20-33, 13-17)

Head Coach: Dick Cooke (272-436-1)
Conference: Southern (7th)
 2-21 Georgetown 5-4 W
 2-21 Georgetown (10) 3-4 L
 2-22 Georgetown 4-0 W
 2-25 Duke 3-2 W
 3-01 Charlotte 3-10 L
 3-02 at Gardner-Webb 3-9 L
 3-05 East Tennessee State¹ 4-15 L
 3-06 East Tennessee State¹ 9-5 W
 3-07 East Tennessee State¹ 4-1 W
 3-09 William & Mary 8-11 L
 3-12 at #28 UNC³ 5-6 L
 3-13 at #28 UNC³ 8-11 L
 3-14 at #28 UNC³ 3-2 W
 3-16 at #3 South Carolina 1-10 L
 3-17 Yale 1-4 L
 3-19 Elon¹ 0-10 L
 3-20 Elon¹ 5-12 L
 3-21 Elon¹ 5-3 W
 3-23 Wake Forest 11-9 W
 3-24 Radford 4-7 L
 3-26 at Western Carolina¹ 5-4 W
 3-27 at Western Carolina¹ 10-12 L
 3-28 at Western Carolina¹ (10) 2-3 L
 3-31 at #22 N.C. State 2-1 L
 4-01 Harvard (10) 6-5 W
 4-03 Wofford¹ 3-1 W
 4-03 Wofford¹ 2-10 L

4-04 Wofford¹ 10-5 W
 4-06 at Radford 5-8 L
 4-09 at Appalachian State¹ 3-8 L
 4-10 at Appalachian State¹ 8-4 W
 4-10 at Appalachian State¹ 7-1 W
 4-16 #22 Charleston¹ 5-2 W
 4-17 #22 Charleston¹ 0-15 L
 4-18 #22 Charleston¹ 4-7 L
 4-21 at Duke 3-8 L
 4-23 at The Citadel¹ 0-3 L
 4-24 at The Citadel¹ 3-12 L
 4-25 at The Citadel¹ 2-6 L
 4-27 Gardner-Webb 3-6 L
 4-28 at Charlotte 4-5 L
 5-04 at Charlotte (10) 3-1 W
 5-05 Duke 7-9 L
 5-13 at Furman¹ 14-7 W
 5-14 at Furman¹ (10) 6-9 L
 5-14 at Furman¹ 9-7 W
 5-18 at #14 North Carolina 1-10 L
 5-20 Georgia Southern¹ 5-15 L
 5-21 Georgia Southern¹ 5-4 W
 5-22 Georgia Southern¹ 7-10 L
 5-26 vs. Georgia Southern¹ 5-2 W
 5-27 at The Citadel¹ 2-10 L
 5-28 vs. #30 Charleston¹ 0-3 L
SoCon Tournament, Charleston, S.C.

2005 (26-24, 13-17)

Head Coach: Dick Cooke (298-460-1)
Conference: Southern (9th)
 2-15 at Wake Forest 6-3 W
 2-19 Georgetown 7-8 L
 2-20 Georgetown 8-5 W
 2-21 Georgetown 12-17 L
 2-26 Manhattan 5-7 L
 2-26 Manhattan 17-1 W
 2-27 Manhattan 7-2 W
 3-02 North Carolina A&T 12-4 W
 3-03 at Gardner-Webb 1-8 L
 3-06 Yale (10) 13-12 W
 3-07 Yale 9-8 W
 3-08 Yale 12-7 W
 3-11 at Georgia Southern¹ 3-4 L
 3-12 at Georgia Southern¹ 8-17 L
 3-13 at Georgia Southern¹ 10-21 L
 3-18 UNC Greensboro² 2-1 W
 3-19 UNC Greensboro² 2-3 L
 3-20 UNC Greensboro² 5-7 L
 3-23 at #6 South Carolina 1-10 L
 3-25 at Elon¹ 3-4 L
 3-26 at Elon¹ 10-6 W
 3-26 at Elon¹ 10-11 L
 3-30 at Radford 10-8 W
 4-01 Western Carolina¹ 5-2 W
 4-02 Western Carolina¹ 11-13 L
 4-03 Western Carolina¹ 4-7 L
 4-06 Wake Forest 11-10 W
 4-09 at Wofford¹ 5-2 W
 4-10 at Wofford¹ 2-11 L
 4-10 at Wofford¹ (11) 6-4 W
 4-12 at #7 North Carolina 0-4 L
 4-15 Appalachian State¹ 9-8 W
 4-16 Appalachian State¹ 10-6 W
 4-17 Appalachian State¹ 10-5 W
 4-20 at Duke 8-9 L
 4-22 at #19 Charleston¹ 9-5 W
 4-23 at #19 Charleston¹ 1-9 L
 4-24 at #19 Charleston¹ 1-8 L
 4-27 Duke 13-12 W
 4-29 The Citadel¹ 9-7 W
 4-30 The Citadel¹ 3-4 L
 5-01 The Citadel¹ 11-5 W
 5-03 Gardner-Webb 10-5 W
 5-12 at East Tenn. State¹ 19-1 W
 5-13 at East Tenn. State¹ 3-8 L
 5-13 at East Tenn. State¹ 10-9 W
 5-17 Radford 6-1 W
 5-20 Furman¹ 6-9 L
 5-21 Furman¹ 7-11 L
 5-22 Furman¹ 4-5 L
Burlington Athletic Stadium, Burlington, N.C.

2006 (18-33, 6-21)

Head Coach: Dick Cooke (316-493-1)
Conference: Southern (9th)
 2-19 Georgetown 10-5 W
 2-19 Georgetown 4-7 L
 2-20 Georgetown 5-2 W
 2-24 Army 7-5 W
 2-25 Niagara 13-6 W
 2-26 Niagara 13-11 W
 2-28 at Auburn 6-8 L
 3-01 Xavier 9-12 L
 3-04 Columbia 14-1 W
 3-04 Columbia 5-4 W
 3-05 Columbia (11) 4-3 W

3-05 Columbia 10-8 W
 3-07 at Gardner-Webb 5-6 L
 3-10 Wofford¹ 8-10 L
 3-11 Wofford¹ 7-2 W
 3-12 Wofford¹ 15-25 W
 3-14 at South Carolina 2-9 L
 3-16 Yale 6-12 L
 3-17 Yale 9-11 L
 3-18 Yale 7-8 L
 3-24 at Furman¹ 2-19 L
 3-25 at Furman¹ 0-6 L
 3-26 at Furman¹ 4-16 L
 3-28 Wake Forest 6-14 L
 3-29 Brown 7-6 W
 3-31 Ga. Southern¹ 6-0 W
 4-01 Ga. Southern¹ 11-13 L
 4-02 Ga. Southern¹ 3-4 L
 4-05 at #2 North Carolina¹ 7-23 L
 4-07 #20 Charleston¹ 3-12 L
 4-09 #20 Charleston¹ 1-6 L
 4-09 #20 Charleston¹ 3-11 L
 4-12 at Duke 5-11 L
 4-14 at UNC Greensboro² 3-5 L
 4-15 at UNC Greensboro² 7-12 L
 4-16 at UNC Greensboro² 9-6 W
 4-18 at #24 Wake Forest 9-5 W
 4-21 Elon¹ 13-8 W
 4-23 Elon¹ 3-10 L
 4-23 Elon¹ 3-8 L
 4-28 at Western Carolina¹ 0-6 L
 4-29 at Western Carolina¹ 12-6 W
 4-30 at Western Carolina¹ 3-5 L
 5-02 Gardner-Webb 13-4 W
 5-11 at The Citadel¹ 4-13 L
 5-12 at The Citadel¹ 2-8 L
 5-12 at The Citadel¹ 3-13 L
 5-18 at Appalachian State¹ 9-10 L
 5-19 at Appalachian State¹ 8-9 L
 5-20 at Appalachian State¹ 6-5 W
 5-23 vs. Appalachian State¹ 4-5 L
SoCon Tournament, Charleston, S.C.

2007 (19-34, 8-19)

Head Coach: Dick Cooke (335-527-1)
Conference: Southern (10th)
 2-17 Georgetown 16-15 W
 2-18 Georgetown 20-14 W
 2-19 Georgetown 6-3 W
 2-23 Ohio (10) 11-10 W
 2-24 Mt. St. Mary's 16-8 W
 2-28 at Gardner-Webb 9-3 W
 3-02 Furman¹ 5-12 L
 3-03 Furman¹ 8-7 W
 3-04 Furman¹ 6-4 W
 3-06 at #13 Auburn 4-10 L
 3-07 Holy Cross 12-10 W
 3-08 Holy Cross 4-6 L
 3-10 Lafayette 13-7 W
 3-11 Lafayette (8) 0-1 L
 3-11 Lafayette (10) 2-4 L
 3-13 Yale 13-18 L
 3-14 Yale 22-10 W
 3-17 Cornell 6-8 L
 3-17 Lehigh 7-8 L
 3-18 Lehigh 4-9 L
 3-18 Cornell 7-5 W
 3-20 Princeton 9-19 L
 3-21 Princeton 7-6 W
 3-23 UNC Greensboro² 6-1 W
 3-24 UNC Greensboro² 2-14 L
 3-25 UNC Greensboro² 5-4 W
 3-28 at #4 North Carolina 3-28 L
 3-30 at Elon¹ 0-6 L
 3-31 at Elon¹ 7-19 L
 4-01 at Elon¹ 3-4 L
 4-03 Duke 12-17 L
 4-05 Western Carolina¹ 11-13 L
 4-06 Western Carolina¹ 4-10 L
 4-07 Western Carolina¹ 1-2 L
 4-13 at Wofford¹ 13-14 L
 4-14 at Wofford¹ 2-5 L
 4-15 at Wofford¹ 13-10 W
 4-18 at #20 N.C. State 3-14 L
 4-20 The Citadel¹ 6-4 W
 4-21 The Citadel¹ 14-25 L
 4-22 The Citadel¹ 4-9 L
 4-24 at #4 South Carolina 2-6 L
 5-01 Gardner-Webb 8-12 L
 5-04 at Georgia Southern¹ 2-6 L
 5-05 at Georgia Southern¹ 8-9 L
 5-06 at Georgia Southern¹ 0-2 L
 5-08 Appalachian State¹ 4-14 L
 5-09 Appalachian State¹ 2-23 L
 5-09 Appalachian State¹ 6-4 W
 5-17 at Coll. of Charleston¹ 5-11 L
 5-18 at Coll. of Charleston¹ 2-14 L
 5-18 at Coll. of Charleston¹ (11) 6-5 W

22 vs. The Citadel¹ 0-7 L
SoCon Tournament, Charleston, S.C.

2008 (12-38, 4-23)

Head Coach: Dick Cooke (347-565-1)
Conference: Southern (10th)
 2-23 Radford 8-3 W
 2-23 Georgetown 10-3 W
 2-24 Georgetown 2-13 L
 2-24 Radford 4-20 L
 2-27 Virginia Tech 10-14 L
 3-01 Niagara 15-14 W
 3-01 Niagara 1-13 L
 3-02 Niagara 7-10 L
 3-04 at Auburn 2-10 L
 3-05 at Auburn 7-8 L
 3-08 Quinnipiac 10-15 L
 3-08 Quinnipiac 10-7 W
 3-09 Yale 4-2 W
 3-10 Yale 7-6 W
 3-18 Columbia 3-2 W
 3-21 College of Charleston¹ 3-31 L
 3-22 College of Charleston¹ 4-13 L
 3-23 College of Charleston¹ 6-8 L
 3-25 at #3 North Carolina 6-12 L
 3-28 Wofford¹ 4-13 L
 3-29 Wofford¹ 6-5 W
 3-30 Wofford¹ (10) 4-6 L
 4-02 at #6 South Carolina 2-9 L
 4-05 at Western Carolina¹ 7-22 L
 4-05 at Western Carolina¹ 8-10 L
 4-06 at Western Carolina¹ 4-8 L
 4-08 at Virginia Tech 4-5 L
 4-11 at The Citadel¹ 3-9 L
 4-12 at The Citadel¹ 1-9 L
 4-13 at The Citadel¹ 7-12 L
 4-15 Wake Forest 9-3 W
 4-18 Georgia Southern¹ 4-10 L
 4-19 Georgia Southern¹ 2-20 L
 4-20 Georgia Southern¹ 7-6 W
 4-23 Duke 7-8 L
 4-25 at Appalachian State¹ 5-10 L
 4-26 at Appalachian State¹ 7-8 L
 4-27 at Appalachian State¹ 4-5 L
 4-30 at Wake Forest 0-10 L
 5-02 at Furman¹ 2-3 L
 5-03 at Furman¹ 9-13 L
 5-04 at Furman¹ 9-11 L
 5-06 at Duke (10) 1-2 L
 5-07 Elon¹ 9-19 L
 5-07 Elon¹ 1-7 L
 5-08 Elon¹ 5-10 L
 5-14 at UNC Greensboro² 9-5 W
 5-15 at UNC Greensboro² 1-9 L
 5-16 at UNC Greensboro² 6-2 L
 5-20 vs. Western Carolina¹ (12) 10-11 L
SoCon Tournament, Charleston, S.C.

2009 (18-31, 11-16)

Head Coach: Dick Cooke (347-565-1)
Conference: Southern (7th)
 2-20 Ohio 8-6 W
 2-21 Lafayette 6-10 L
 2-21 Army 11-4 W
 2-22 Lafayette 12-5 W
 2-24 N.C. Central 12-2 W
 3-03 at Auburn 2-7 L
 3-04 at Auburn 2-14 L
 3-06 Furman¹ 5-3 W
 3-07 Furman¹ 4-3 W
 3-08 Furman¹ 7-11 L
 3-10 Yale 14-8 W
 3-11 Yale 2-4 L
 3-13 at Elon¹ 7-1 W
 3-17 at South Carolina 0-6 L
 3-20 at Wofford¹ 5-7 L
 3-21 at Wofford¹ 2-4 L
 3-22 at Wofford¹ 16-8 W
 3-24 Wake Forest (11) 11-13 L
 3-28 Appalachian State¹ 9-8 W
 3-29 Appalachian State¹ 5-15 L
 3-31 at North Carolina 5-9 L
 4-03 at Samford¹ 4-6 L
 4-04 at Samford¹ 10-9 W
 4-04 at Samford¹ 4-1 W
 4-08 Gardner-Webb (12) 10-11 L
 4-11 The Citadel¹ 6-20 L
 4-11 The Citadel¹ (10) 5-4 W
 4-12 The Citadel¹ 5-12 L
 4-14 at Duke 3-4 L
 4-17 at Georgia Southern¹ 7-12 L
 4-18 at Georgia Southern¹ 8-20 L
 4-19 at Georgia Southern¹ 2-11 L
 4-21 at Radford 6-12 L
 4-22 N.C. A&T 7-0 W
 4-24 UNC Greensboro² 5-4 W
 4-25 UNC Greensboro² 4-2 W



ALL-TIME GAME-BY-GAME

4-26	UNC Greensboro*	(11)	5-4	W
4-28	at Wake Forest		3-11	L
5-01	at Coll. of Charleston*		4-9	L
5-02	at Coll. of Charleston*	(10)	11-12	L
5-03	at Coll. of Charleston*		10-27	L
5-05	Duke	(10)	3-2	W
5-06	Virginia Tech	(8)	8-10	L
5-14	Western Carolina*	(12)	8-10	L
5-15	Western Carolina*		10-11	L
5-16	Western Carolina*		3-6	L
5-20	No. 2 Georgia Southern*	(11)	3-4	L
5-21	No. 3 The Citadel*		8-9	L

SoCon Tournament, Greenville, S.C.

2010 (19-32, 5-25)

Head Coach: Dick Cooke (384-628-1)

Conference: Southern (11th)

2-19	Georgetown		2-6	L
2-20	Georgetown		8-11	L
2-21	Georgetown		11-3	W
2-23	at N.C. Central		16-2	W
2-26	Mt. Saint Mary's		4-2	W
2-27	Presbyterian		15-8	W
2-28	Mt. Saint Mary's		29-7	W
3-03	at Auburn		6-7	L
3-03	at Auburn		6-7	L
3-06	UNC Asheville		7-6	W
3-07	Bryant		4-2	L
3-13	Wofford*		8-15	L
3-13	Wofford*		13-5	W
3-14	Wofford*		5-4	W
3-17	at South Carolina		3-8	L
3-19	at Furman*		12-9	W
3-20	at Furman*		5-6	L
3-21	at Furman*		15-7	W
3-23	Duke		2-6	L
3-26	Elon*		3-8	L
3-27	Elon*		4-12	L
3-27	Elon*	(11)	2-4	L
3-30	at UNCG*		5-6	L
4-01	Samford*		6-16	L
4-02	Samford*		7-11	L
4-03	Samford*		5-6	L
4-07	at UNCG*		1-7	L
4-09	at App. State*		8-10	L
4-10	at App. State*		3-7	L
4-11	at App. State*		5-7	L
4-17	N.C. Central		17-7	W
4-17	N.C. Central		9-2	W
4-18	at N.C. Central		14-4	W
4-21	at North Carolina		0-13	L
4-23	at The Citadel*		5-2	W
4-24	at The Citadel*		0-7	L
4-24	at The Citadel*		3-5	L
4-28	at UNCG*		5-12	L
4-30	Coll. of Charleston*		8-10	L
5-01	Coll. of Charleston*		3-11	L
5-02	Coll. of Charleston*		4-8	L
5-04	No. 16 Virginia Tech		14-10	W
5-13	Georgia Southern*		13-15	L
5-14	Georgia Southern*		1-14	L
5-15	Georgia Southern*		7-9	L
5-20	at Western Carolina*	(10)	6-7	L
5-21	at Western Carolina*		5-7	L
5-22	at Western Carolina*		2-1	L

2011 (18-30, 8-21)

Head Coach: Dick Cooke (402-658-1)

Conference: Southern (10th)

2-18	Georgetown		5-9	L
2-19	Army		6-10	L
2-19	Georgetown		2-1	W
2-20	Radford		6-5	W
2-22	at Presbyterian		1-6	L
2-25	Ohio		2-1	W
2-26	Lafayette		14-2	W
2-26	Lehigh		3-7	L
2-27	Lafayette		5-4	W
3-01	at NC State		2-3	L
3-02	at No. 17 UNC		6-14	L
3-04	Furman*		1-0	W
3-05	Furman*		2-8	L
3-06	Furman*		Canceled	
3-09	No. 4 South Carolina		Canceled	
3-11	No. 21 Coll. of Charleston*		2-4	L
3-12	No. 21 Coll. of Charleston*		8-3	W
3-13	No. 21 Coll. of Charleston*		2-13	L
3-18	at The Citadel*		5-4	W
3-19	at The Citadel*		1-2	L
3-20	at The Citadel*	(10)	7-6	W
3-22	N.C. A&T		22-15	W
3-25	Western Carolina*		1-2	L
3-27	Western Carolina*		1-7	L
3-27	Western Carolina*	(10)	3-0	W
3-29	NC Central		4-2	W
4-01	at Samford*		5-8	L
4-02	at Samford*		6-4	W

4-03	at Samford*		1-4	L
4-06	UNC Asheville		6-3	W
4-08	UNCG*		5-8	L
4-09	UNCG*		14-3	W
4-10	UNCG*		5-2	W
4-12	at Duke		5-7	L
4-15	at Wofford*		2-3	L
4-16	at Wofford*	(10)	6-7	L
4-17	at Wofford*		1-2	L
4-21	Appalachian State*	(12)	1-3	L
4-23	Appalachian State*		3-4	L
4-23	Appalachian State*		0-7	L
4-26	at NC Central		11-4	W
4-27	Duke		9-7	W
4-29	at Elon*		0-10	L
4-30	at Elon*		2-8	L
5-01	at Elon*		3-8	L
5-03	Presbyterian		4-9	L
5-13	at Georgia Southern*		4-7	L
5-13	at Georgia Southern*		2-5	L
5-16	at Georgia Southern*		2-5	L
5-17	at No. 15 Clemson		0-19	L

2012 (17-31, 8-22)

Head Coach: Dick Cooke (419-689-1)

Conference: Southern (11th)

2-17	Niagara		4-9	L	
2-18	La Salle		4-3	W	
2-19	Bucknell		Canceled		
2-24	Lehigh		1-3	L	
2-25	Lehigh		9-1	W	
2-26	Fairleigh Dickinson		7-3	W	
2-29	Charleston Southern		Canceled		
3-02	Ohio		4-1	W	
3-03	Ohio	(10)	6-7	L	
3-04	Presbyterian		6-7	L	
3-06	at No. 6 North Carolina		4-5	L	
3-07	at NC State		0-11	L	
3-09	at Appalachian State*		4-10	L	
3-10	at Appalachian State*		3-16	L	
3-11	at Appalachian State*	(10)	4-5	L	
3-13	NC Central		12-3	W	
3-17	Elon*		2-10	L	
3-17	Elon*	(11)	12-11	W	
3-18	Elon*	(11)	9-8	W	
3-20	at NC Central		(7)	4-1	W
3-23	at Coll. of Charleston*		3-16	L	
3-24	at Coll. of Charleston*		2-6	L	
3-25	at Coll. of Charleston*		0-6	L	
3-27	Duke		2-1	W	
3-31	at W. Carolina*		6-12	L	
3-31	at W. Carolina*		7-5	W	
4-01	at W. Carolina*		3-5	L	
4-03	at USC Upstate		8-7	W	
4-05	Georgia Southern*		3-8	L	
4-06	Georgia Southern*		3-6	L	
4-07	Georgia Southern*		6-7	L	
4-10	at Presbyterian		5-13	L	
4-13	Wofford*		1-0	W	
4-14	Wofford*		2-1	W	
4-15	Wofford*		5-4	W	
4-17	at Duke		8-4	W	
4-20	at UNCG*		7-5	W	
4-21	at UNCG*		2-4	L	
4-21	at UNCG*		6-8	L	
4-24	at Virginia Tech		3-7	L	
4-27	Samford*		6-16	L	
4-28	Samford*		3-5	L	
4-29	Samford*		6-15	L	
5-02	at No. 3 S. Carolina		1-2	L	
5-04	The Citadel*		6-2	W	
5-06	The Citadel*		2-15	L	
5-06	The Citadel*		0-2	L	
5-09	USC Upstate		Canceled		
5-17	at Furman		1-12	L	
5-18	at Furman	(12)	4-5	L	
5-18	at Furman	(10)	2-3	L	

2013 (18-31, 12-18)

Head Coach: Dick Cooke (437-720-1)

Conference: Southern (9th)

2-15	George Washington		7-5	W
2-16	George Washington	(7)	6-5	W
2-17	George Washington		Canceled	
2-20	NC Central		1-3	L
2-22	Georgetown		Canceled	
2-23	Lafayette		13-6	W
2-24	Lafayette		9-3	W
2-24	Georgetown		4-8	L
2-26	USC Upstate		Canceled	
3-01	Appalachian State*		1-4	L
3-02	Appalachian State*		4-3	W
3-03	Appalachian State*		4-10	L
3-05	No. 1 North Carolina		2-10	L
3-08	Western Carolina*	(13)	4-9	L
3-09	Western Carolina*		7-5	W
3-10	Western Carolina*		2-5	L

3-13	No. 5 South Carolina		4-12	L
3-15	Furman*		1-7	L
3-16	Furman*		22-2	W
3-17	Furman*	(10)	7-6	W
3-19	Cornell		9-10	L
3-20	Cornell		2-3	L
3-22	Georgia Southern*		4-6	L
3-23	Georgia Southern*		2-3	L
3-24	Georgia Southern*		4-9	L
3-26	Winthrop		4-8	L
3-29	Elon*		1-6	L
3-30	Elon*		2-8	L
3-30	Elon*		2-8	L
4-02	Duke		3-9	L
4-05	UNCW		2-1	W
4-06	UNCW		2-15	L
4-07	UNCW		1-4	L
4-09	USC Upstate		3-8	L
4-12	Coll. of Charleston*		5-10	L
4-13	Coll. of Charleston*	(10)	5-4	W
4-14	Coll. of Charleston*		5-18	L
4-16	Winthrop		3-5	L
4-20	UNCG		6-8	L
4-20	UNCG		5-4	W
4-21	UNCG		7-5	W
4-23	No. 6 NC State		3-4	L
4-26	Wofford*		3-2	W
4-26	Wofford*		8-10	L
4-27	Wofford*		3-4	L
5-03	The Citadel*		7-22	L
5-04	The Citadel*		6-4	W
5-04	The Citadel*		12-8	W
5-07	Duke		Canceled	
5-08	NC Central		6-4	W
5-16	Samford*		2-14	L
5-16	Samford*		10-5	W
5-17	Samford*		12-1	W

2014 (29-19, 17-8)

Head Coach: Dick Cooke (466-739-1)

Conference: Southern (2nd)

2-14	Buffalo		Canceled	
2-15	Buffalo		Canceled	
2-16	Buffalo (DH)		Canceled	
2-18	at Wake Forest	(12)	3-4	L
2-21	Fairleigh Dickinson		4-2	W
2-22	Mount St. Mary's (Md.)		2-8	L
2-23	Mount St. Mary's (Md.)		11-0	W
2-25	at No. 6 NC State		5-7	L
2-28	Miami (OH)		0-6	L
3-01	Miami (OH)		11-14	L
3-02	Miami (OH)		13-6	W
3-05	at No. 15 North Carolina		3-10	L
3-08	North Carolina A&T		3-1	W
3-08	Massachusetts		13-3	W
3-09	Massachusetts		9-8	W
3-09	North Carolina A&T		7-4	W
3-14	The Citadel*		13-3	W
3-15	The Citadel*		2-1	W
3-15	The Citadel*		10-8	W
3-19	Wake Forest		7-6	W
3-21	Wofford*		9-7	W
3-22	Wofford*		7-20	L
3-23	Wofford*		7-3	W
3-25	Duke		3-2	W
3-28	Georgia Southern*		5-2	W
3-29	Georgia Southern*		5-7	L
3-30	Georgia Southern*		6-0	W
4-01	Winthrop		3-0	W
4-04	at Furman*		3-2	W
4-05	at Furman*		10-5	W
4-06	at Furman*		11-6	W
4-08	at UNC Asheville		10-12	L
4-11	Samford*		10-9	W
4-12	Samford*		5-6	L
4-13	Samford*		7-2	W
4-15	at Duke		Canceled	
4-17	UNC Greensboro*	(11)	7-6	W
4-18	UNC Greensboro*		Canceled	
4-19	UNC Greensboro*		Canceled	
4-22	at No. 8 South Carolina		0-8	L
4-25	at Appalachian State*		6-14	L
4-26	at Appalachian State*		12-0	W
4-27	at Appalachian State*		15-9	W
4-29	at Winthrop		4-8	L
5-02	at Elon*		5-8	L
5-03	at Elon*		9-2	W
5-04	at Elon*		7-5	W
5-07	UNC Asheville		10-3	W
5-08	North Carolina Central		Canceled	
5-15	at Western Carolina*		6-8	L
5-16	at Western Carolina*		2-10	L
5-16	at Western Carolina*		3-4	L
5-21	vs. The Citadel*		9-7	W
5-22	vs. Samford*		3-7	L
5-23	vs. Wofford*		7-10	L

*SoCon Tournament, Charleston, S.C.

2015 (28-22, 14-10)

Head Coach: Dick Cooke (494-761-1)

Conference: Atlantic 10 (4th)

2-13	vs. Appalachian State ¹		5-3	W
2-14	at NC State		3-8	L
2-15	vs. Villanova ¹		Canceled	
2-17	Wake Forest		Canceled	
2-21	vs. Michigan ²	(11)	5-4	W
2-22	vs. Michigan ²		3-2	W
2-22	vs. Tennessee Tech ²		5-12	L



ALL-TIME GAME-BY-GAME

2018 (33-21, 14-10)

Head Coach: Dick Cooke (590-834-1)

Conference: Atlantic 10 (5th)

2-16	vs. Lafayette	W, 4-0
2-18	vs. Lafayette	W, 2-1 (8)
	vs. Lafayette	L, 6-3
2-20	vs. (RV) Wake Forest	W, 3-1
2-23	vs. Georgetown	W, 9-2
2-24	vs. Georgetown	W, 16-5
2-25	vs. Georgetown	W, 10-5
2-27	at NC A&T	W, 12-3
3-02	vs. Lehigh	L, 4-1
3-03	vs. Lehigh	W, 7-3
3-04	vs. Lehigh	L, 7-1
3-06	at No. 14 Virginia	L, 12-1
3-10	vs. Yale	W, 9-0
	vs. Yale	L, 7-5
3-13	vs. Harvard	W, 13-3
3-14	vs. NC Central	W, 10-2
3-16	vs. Mount St. Mary's	W, 9-1
3-17	vs. Mount St. Mary's	W, 4-2
3-18	vs. Mount St. Mary's	W, 18-7
3-21	at Winthrop	L, 3-0
3-23	vs. Fordham*	W, 5-4
3-24	vs. Fordham*	L, 5-2
3-25	vs. Fordham*	L, 5-4
3-27	at South Carolina	L, 5-4
3-30	at Rhode Island*	W, 12-2
3-31	at Rhode Island*	W, 6-2
4-01	at Rhode Island*	W, 6-1
4-03	at Wake Forest	L, 15-5
4-06	vs. George Mason*	W, 4-3
4-07	vs. George Mason*	L, 2-0
4-08	vs. George Mason*	W, 9-5
4-10	at No. 14 Duke	L, 5-0
4-13	at Saint Joseph's*	W, 18-6
4-14	at Saint Joseph's*	L, 6-3
	at Saint Joseph's*	W, 7-3
4-17	vs. Winthrop	W, 12-2
4-20	at Richmond*	W, 6-2
4-21	at Richmond*	W, 3-0
4-22	at Richmond*	L, 10-6
4-27	vs. VCU*	W, 10-9
4-28	vs. VCU*	L, 14-1
4-29	vs. VCU*	W, 13-9
5-02	vs. Charleston Southern	W, 4-3
5-04	at Saint Louis*	W, 4-3
5-05	at Saint Louis*	W, 9-5
5-06	at Saint Louis*	L, 11-3
5-08	at NC Central	W, 7-0
5-09	vs. Presbyterian	W, 8-4
5-17	vs. Dayton*	L, 9-5
5-19	vs. Dayton*	L, 12-1
	vs. Dayton*	L, 8-6
5-23	vs. Richmond ¹	W, 6-2
5-24	vs. Saint Louis ¹	L, 11-5
	vs. Richmond ¹	L, 8-4

¹ Atlantic 10 Tournament (Washington, D.C.)

4-23	at Presbyterian	L, 7-15
4-26	vs. Saint Louis*	W, 6-5
4-27	vs. Saint Louis*	W, 10-6
4-28	vs. Saint Louis*	L, 4-5
5-01	vs. N.C. A&T	W, 12-10
5-04	at UMass*	L, 1-2
5-04	at UMass*	W, 2-1
5-07	at Wake Forest	L, 8-11
5-16	at St. Bonaventure*	W, 15-3
5-16	at St. Bonaventure*	W, 10-1
5-17	at St. Bonaventure*	W, 2-1
5-22	vs. Saint Louis ²	W, 2-0
5-23	vs. Dayton ²	L, 3-7
	vs. Rhode Island ²	W, 4-2
5-24	vs. Richmond ²	W, 6-3
	vs. Dayton ²	L, 2-5

¹ BB&T Ballpark (Uptown Charlotte);

² Atlantic 10 Tournament (The Bronx, N.Y.)

2020 (13-3, 0-0)

Head Coach: Rucker Taylor (42-25)

Conference: Atlantic 10

2-15	vs. Lehigh	W, 5-4
2-15	vs. Lehigh	W, 10-2
2-16	vs. Lehigh	W, 10-3
2-19	vs. N.C. Central	W, 7-3
2-21	vs. Georgetown	W, 5-0
2-22	vs. Georgetown	W, 5-4
2-23	vs. Georgetown	W, 10-2
2-26	vs. Winthrop	L, 3-10
2-28	vs. Lafayette	L, 2-8
2-29	vs. Lafayette	W, 16-0
3-01	vs. Lafayette	W, 7-5
3-03	at Charleston Southern	L, 1-3
3-07	vs. Siena	W, 2-0
3-07	vs. Siena	W, 6-1
3-08	vs. Siena	W, 12-7
3-10	vs. No. 10 Duke ¹	W, 7-6

¹ BB&T Ballpark (Uptown Charlotte)

² 2020 season canceled March 12 due to COVID-19 pandemic

2019 (29-22, 14-6)

Head Coach: Rucker Taylor (29-22)

Conference: Atlantic 10 (2nd)

2-15	vs. Towson	W, 13-5
2-16	vs. Towson	W, 15-3
2-16	vs. Towson	W, 4-1
2-19	at Duke	L, 3-7
2-26	at N.C. A&T	W, 8-0
2-27	vs. USC-Upstate	L, 7-9
3-02	vs. Toledo	L, 5-13
3-02	vs. Toledo	W, 11-5
3-03	vs. Toledo	W, 3-2
3-05	at No. 1 Vanderbilt	L, 2-24
3-12	at USC-Upstate	L, 6-7
3-13	vs. Winthrop ¹	L, 4-7
3-15	vs. North Alabama	W, 8-4
3-16	vs. North Alabama	W, 5-2
3-17	vs. North Alabama	W, 13-1
3-19	vs. Presbyterian	W, 4-1
3-22	vs. La Salle*	W, 11-3
3-23	vs. La Salle*	W, 6-0
3-24	vs. La Salle*	W, 16-8
3-26	vs. Duke	L, 2-7
3-29	at VCU*	W, 3-2
3-30	at VCU*	L, 3-7
3-31	at VCU*	L, 1-13
4-03	at Gardner-Webb	L, 1-10
4-06	at N.C. Central	L, 9-10
4-07	vs. N.C. Central	L, 6-9
4-09	at Winthrop	L, 3-9
4-10	at No. 18 North Carolina	L, 4-12
4-13	vs. Rhode Island*	W, 7-2
4-14	vs. Rhode Island*	W, 10-2
4-14	vs. Rhode Island*	L, 0-4
4-16	vs. Presbyterian	W, 10-8
4-20	at George Washington*	W, 3-0
4-20	at George Washington*	L, 5-6
4-21	at George Washington*	W, 6-5